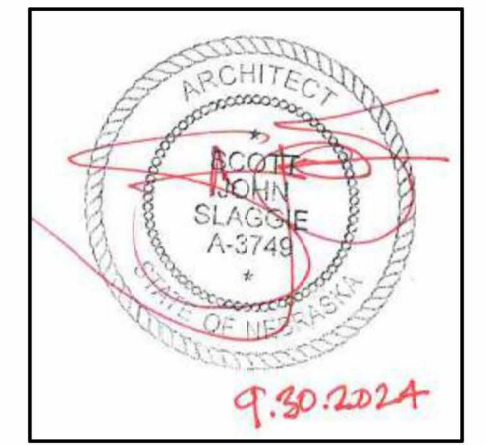


Scissors & Scotch

Evans Place

17205 Evans St
Omaha, NE 68116



I. SCOTT SLAGGIE, AM THE
COORDINATING
PROFESSIONAL ON THE
SCISSORS & SCOTCH
PROJECT.

Permit Set

September 30, 2024

DRAWING INDEX

<u>ARCHITECTURAL</u>	
A-000	COVER SHEET
A-001	GENERAL INFORMATION
A-002	RESPONSIBILITY MATRIX
A-003	LIFE SAFETY PLAN
A-101	CONSTRUCTION PLAN
A-102	REFLECTED CEILING PLAN
A-501	ENLARGED RESTROOM PLANS & DETAILS
A-601	INTERIOR ELEVATIONS
A-602	INTERIOR ELEVATIONS
A-603	INTERIOR ELEVATIONS
A-604	MILLWORK SECTIONS
A-701	FINISH PLAN & SCHEDULE
A-702	FURNITURE & EQUIPMENT PLAN
A-801	DOOR & FRAME SCHEDULE
<u>MECHANICAL</u>	
M-101	MECHANICAL NOTES, SYMBOLS & ABBREVIATIONS
M-201	MECHANICAL FLOOR PLAN
M-301	MECHANICAL SCHEDULES AND DETAILS
M-401	MECHANICAL SPECIFICATIONS
<u>ELECTRICAL</u>	
E-101	ELECTRICAL NOTES, SYMBOLS & ABBREVIATIONS
E-201	ELECTRICAL LIGHTING PLAN
E-301	ELECTRICAL POWER PLAN
E-401	ELECTRICAL RISER DIAGRAM & SCHEDULES
E-501	ELECTRICAL SPECIFICATIONS
E-502	ELECTRICAL SPECIFICATIONS
<u>PLUMBING</u>	
P-101	PLUMBING NOTES, SYMBOLS & ABBREVIATIONS
P-102	PLUMBING DETAILS & SCHEDULES
P-201	PLUMBING WASTE AND VENT PLAN
P-202	PLUMBING WATER PLAN
P-301	PLUMBING SPECIFICATIONS



ARCHITECT

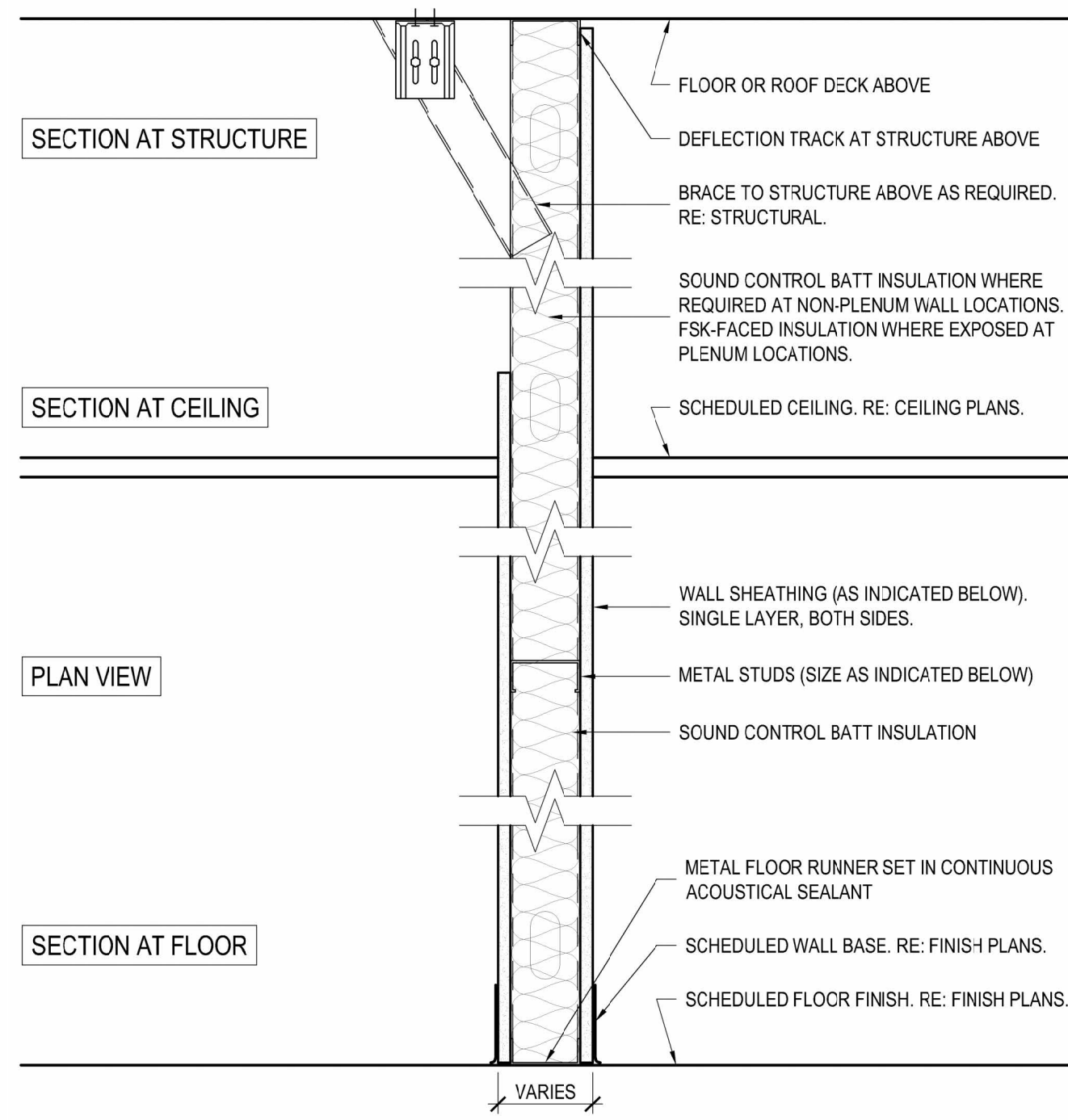
SLAGGIE ARCHITECTS, INC
4600 MADISON AVE, SUITE 350
KANSAS CITY, MO 64112
888-756-1958

MEP ENGINEER

ENGINEERED BUILDING SOLUTIONS, LLC
913-735-5654

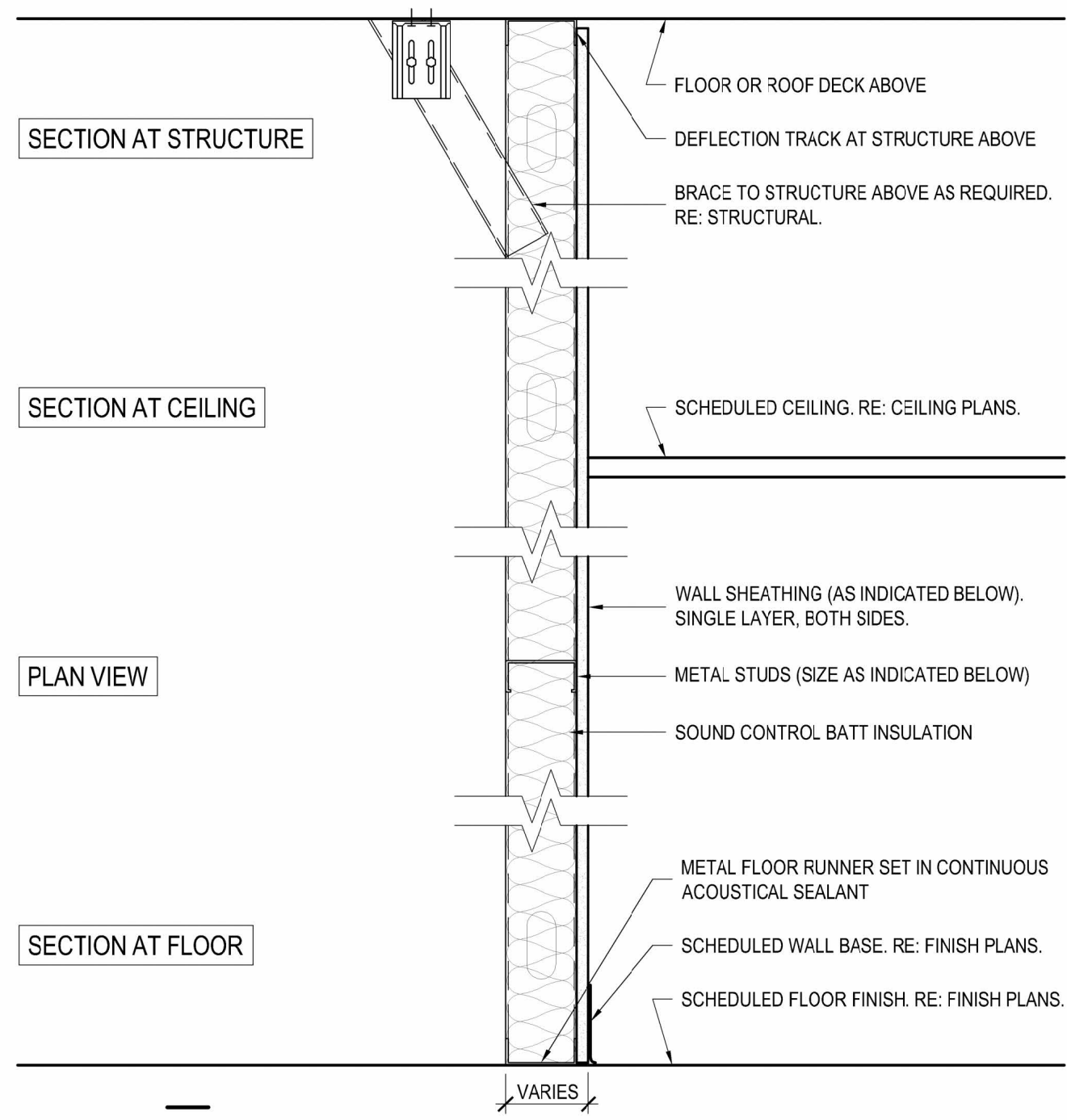
OWNER

S&S ELKHORN, LLC
2835 S 170TH PLAZA, SUITE 212
OMAHA, NE 68130
402-340-1103



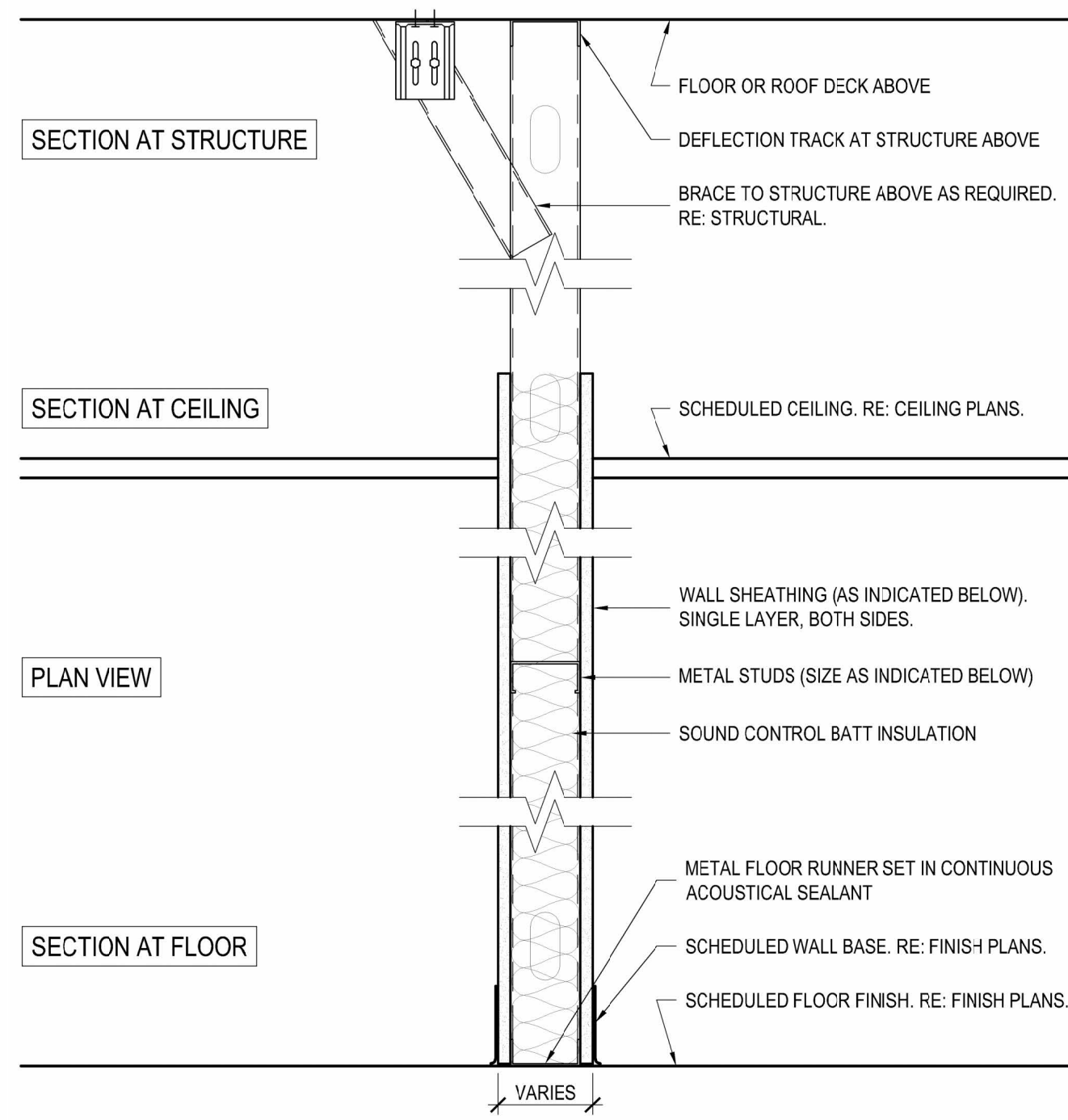
WALL TYPE	STUD SIZE	WALL SHEATHING	WALL THICKNESS	INSULATION TYPE
K1	3 5/8"	5/8" GWB	4 7/8"	SOUND BATTS, FSK BATTS

FULL HEIGHT PARTITION (FULL HEIGHT STUD / FULL HEIGHT GWB ONE SIDE) **WALL TYPE 'K'**
1 1/2" = 1'-0"



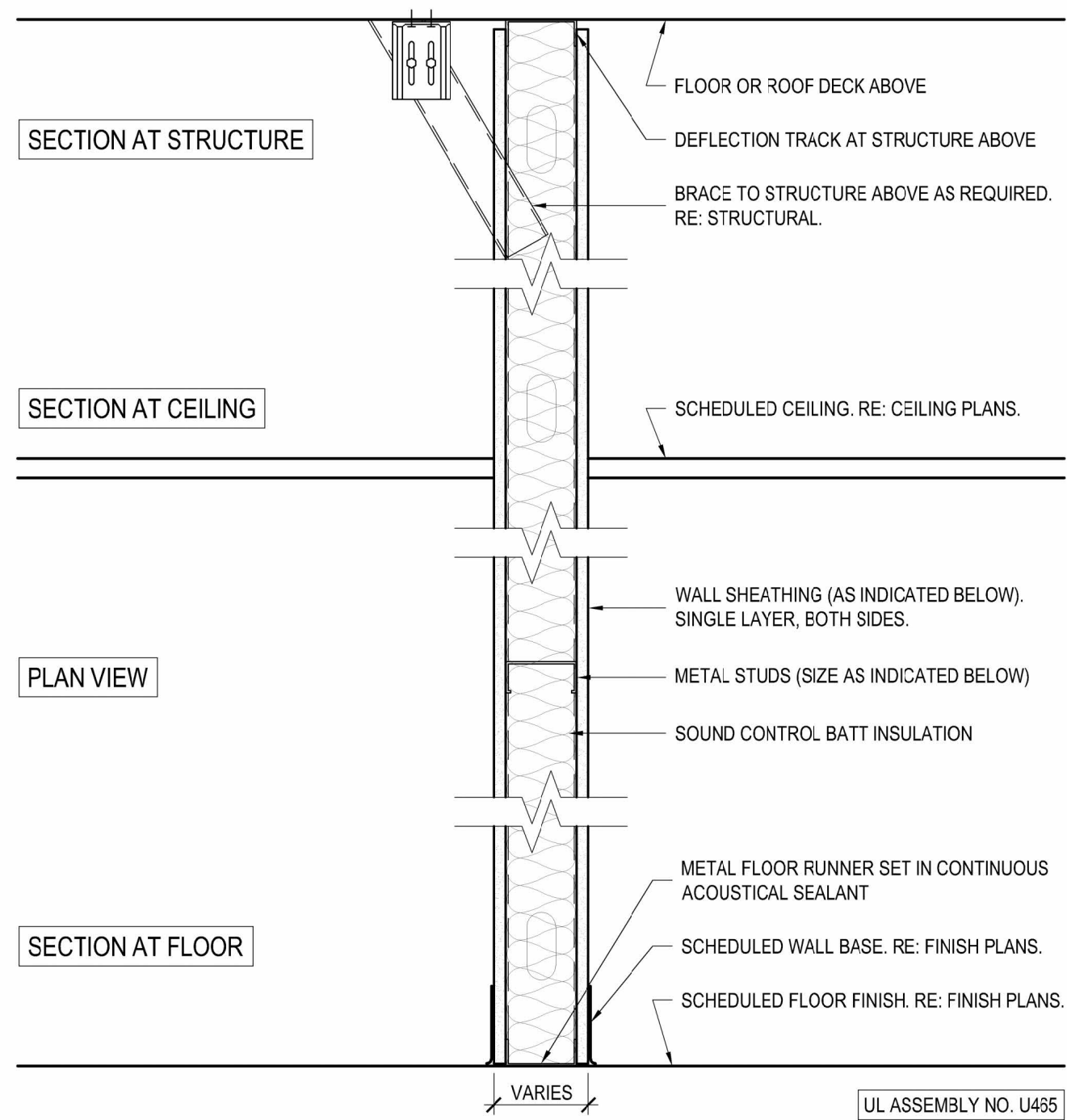
WALL TYPE	STUD SIZE	WALL SHEATHING	WALL THICKNESS	INSULATION TYPE
C1	EXISTING	5/8" GWB	-	SOUND BATTS
C2	1 1/2"	5/8" GWB	2 1/8"	SOUND BATTS
C3	6"	2 LAYERS, 5/8" GWB	7 1/4"	SOUND BATTS

FULL HEIGHT FURRING (FULL HEIGHT STUD / FULL HEIGHT GWB) **WALL TYPE 'C'**
1 1/2" = 1'-0"



WALL TYPE	STUD SIZE	WALL SHEATHING	WALL THICKNESS	INSULATION TYPE
B1	3 5/8"	5/8" GWB	4 7/8"	SOUND BATTS
B2	6"	5/8" GWB	7 1/4"	SOUND BATTS

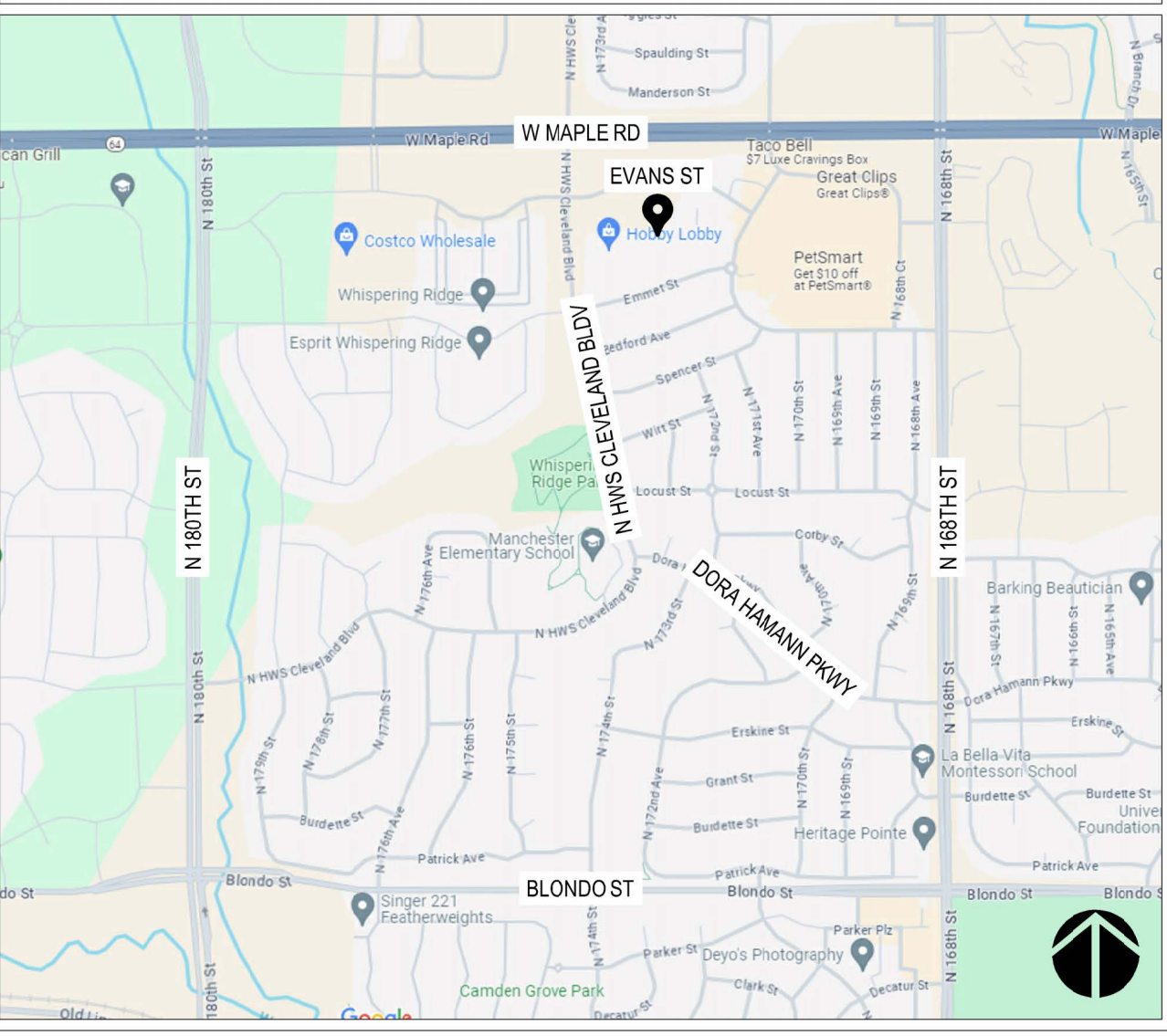
PARTIAL HEIGHT PARTITION (FULL HEIGHT STUD / PARTIAL HEIGHT GWB) **WALL TYPE 'B'**
1 1/2" = 1'-0"



WALL TYPE	STUD SIZE	WALL SHEATHING	WALL THICKNESS	INSULATION TYPE
A1	3 5/8"	5/8" GWB	4 7/8"	SOUND BATTS

FULL HEIGHT PARTITION (FULL HEIGHT STUD / FULL HEIGHT GWB) **WALL TYPE 'A'**
1 1/2" = 1'-0"

LOCATION MAP




GENERAL NOTES

- ALL NEW CONSTRUCTION SHALL MEET LATEST EDITIONS OF ALL APPLICABLE NATIONAL, STATE, AND LOCAL BUILDING CODES.
- BUILDING PERMIT WILL BE REQUIRED FOR THE PROJECT. PERMIT SHALL BE OBTAINED AND PAID FOR BY THE GENERAL CONTRACTOR.
- CONTRACTOR SHALL VISIT THE JOB SITE AND SHALL REVIEW THE CONTRACT DOCUMENTS TO FAMILIARIZE HIMSELF WITH THE REQUIREMENTS AND INTENT OF THE SCOPE OF WORK PRIOR TO BID. ANY DEFICIENCIES OR DISCREPANCIES DISCOVERED SHALL BE REPORTED TO THE PROJECT MANAGER OR THE ARCHITECT FOR REVIEW AND CLARIFICATION PRIOR TO COMMENCING ANY WORK.
- EACH CONTRACTOR AND SUB-CONTRACTOR SHALL BE RESPONSIBLE FOR THE COORDINATION OF HIS WORK WITH THE WORK OF SUB-CONTRACTORS OR OTHER CONTRACTORS.
- WORKMANSHIP SHALL BE OF THE HIGHEST QUALITY. QUALITY MATERIALS SHALL BE USED THROUGHOUT. ALL WORK SHALL BE DONE IN A MANNER SO AS TO MATCH ADJACENT WORK AND FINISHES AND AS APPROVED BY OWNER.
- CONTRACTORS SHALL BE RESPONSIBLE FOR CONTAINING THEIR WORK WITHIN THE WORK AREA AND PROTECTING THE PUBLIC FROM INJURIES AT ALL TIMES. CONTRACTOR SHALL SECURE THE WORK AT THE END OF EACH WORK DAY.
- KEEP PREMISES BROOMED CLEAN AT ALL TIMES FROM FOREIGN MATERIAL CREATED UNDER THE CONTRACT. PROVIDE TARPULINS TO PROTECT ALL FINISHES, SURFACES, AND EQUIPMENT.
- AREAS FOR MATERIAL STORAGE, TRASH DISPOSAL, WORKMEN'S PARKING, ETC., SHALL BE COORDINATED WITH THE OWNER'S REPRESENTATIVE.
- ALL WOOD BLOCKING AND PLYWOOD BACKING SHALL BE FIRE RETARDANT TREATED.
- ALL DIMENSIONS SHALL BE VERIFIED BY CONTRACTOR.

DRAWING SYMBOL LEGEND

SYMBOL	NAME	DESCRIPTION
	NEW DOOR IN NEW WALL	NEW DOOR (#XXX) AND FRAME IN NEW OR EXISTING WALL. SEE DOOR SCHEDULE FOR DOOR INFORMATION.
	NEW DOOR IN EXISTING WALL	
	EXISTING DOOR IN EXISTING WALL	EXISTING DOOR AND FRAME IN EXISTING WALL. IF TAGGED (#XXX), SEE DOOR SCHEDULE FOR DOOR INFORMATION.
	ALUMINUM STOREFRONT IN WALL	INTERIOR ALUMINUM STOREFRONT. SEE FRAME TYPE ELEVATIONS FOR DETAILS. AF# INDICATES FRAME # ON FRAME TYPES SHEET.
	FULLY-RECESSED FIRE EXTINGUISHER CABINET	FULLY-RECESSED ALUMINUM FIRE EXTINGUISHER CABINET W/ SOLID DOOR PANEL AND VERTICAL BLACK DECAL. MOUNT TOP OF CABINET AT 60" A.F.F. MAX. (ADA). CLEAR ANODIZED ALUMINUM FINISH W/ CLEAR GLASS. PROVIDE FIRE EXTINGUISHER EQUAL TO J.L. COSMIC #6E. INSPECTION TAGS SHALL BE PROVIDED BY GC.
	FIRE EXTINGUISHER AND BRACKET	WALL MOUNTED FIRE EXTINGUISHER AND BRACKET AS REQ'D BY LOCAL FIRE CODE OFFICIALS. MOUNT TOP OF EXTINGUISHER AT 48" A.F.F. MAX (ADA). INSPECTION TAGS SHALL BE PROVIDED BY GC. PROVIDE SPECIFIED SIGNAGE ABOVE FIRE EXTINGUISHER AT 72" A.F.F.
	ELEVATION	HEIGHT ABOVE FINISH FLOOR ELEVATION.
	WALL TYPE TAG	WALL TYPE SYMBOL INDICATES TYPE OF WALL CONSTRUCTION WITH FIRE RATING AND HEIGHT WHERE APPLICABLE. REFER TO WALL TYPES (SHEET A-002) FOR DETAILS.
	CEILING TAG	INDICATES CEILING TYPE AND HEIGHT FROM FLOOR BELOW.
	ENLARGED PLAN OR DETAIL TAG	ENLARGED DETAIL SYMBOL: INDICATES A PORTION OF THE DRAWING WHICH IS ENLARGED OR DETAILED. REFER TO SHEET AND DRAWING # INDICATED FOR ASSOCIATED DRAWING.
	INTERIOR ELEVATION TAG	INTERIOR ELEVATION SYMBOL: INDICATES DIRECTION VIEWED. REFER TO SHEET AND DRAWING # INDICATED FOR ASSOCIATED ELEVATION.
	EXTERIOR ELEVATION TAG	EXTERIOR ELEVATION SYMBOL: INDICATES DIRECTION VIEWED. REFER TO SHEET AND DRAWING # INDICATED FOR ASSOCIATED ELEVATION.
	WALL SECTION TAG	SECTION SYMBOL: INDICATES LOCATION OF SECTION CUT AND DIRECTION VIEWED. REFER TO SHEET AND DRAWING # INDICATED FOR ASSOCIATED ELEVATION.
	BUILDING SECTION TAG	SECTION SYMBOL: INDICATES LOCATION OF SECTION CUT AND DIRECTION VIEWED. REFER TO SHEET AND DRAWING # INDICATED FOR ASSOCIATED ELEVATION.
	GRID LINE MARKER	STRUCTURAL GRID MARKER. REFERS TO STRUCTURAL ENGINEERING DRAWINGS' GRID LINE NUMBERING SYSTEM.
	SURFACE-MOUNTED ELECTRIC WATER COOLER	SURFACE-MOUNTED STAINLESS STEEL SELF-CONTAINED ELECTRIC REFRIGERATED BI-LEVEL WALL-MOUNTED BARRIER-FREE WATER COOLER W/ GREY POLYMER CABINET.

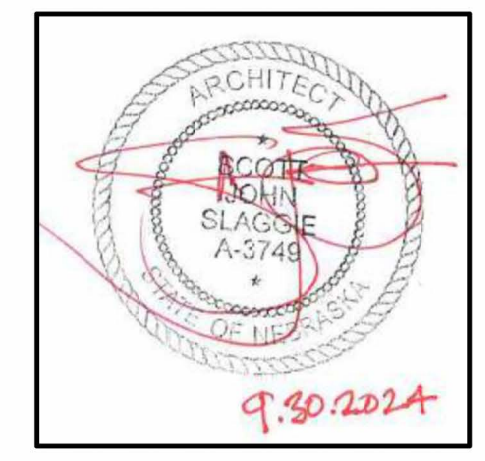


Scissors & Scotch
Evans Place
17205 Evans St
Omaha, NE 68116

Revisions:

Project #: 180305-22

Permit Set
September 30, 2024



SCISSORS & SCOTCH RESPONSIBILITY MATRIX						
NOTE: ALL ITEMS OF WORK ARE TO BE PROVIDED BY THE CONTRACTOR EXCEPT AS NOTED OTHERWISE IN THIS SCHEDULE.						
WORK SCOPE ITEM	TENANT	VENDOR - SSD	VENDOR INSTALL	GC FURNISH	GC INSTALL	REMARKS
00 PROCUREMENT						
PERMIT	•					
01 GENERAL						
PROJECT MANAGEMENT & SITE SUPERINTENDANT			•			
CONSTRUCTION FACILITIES & TEMPORARY CONTROLS			•	•		
TEMPORARY UTILITIES			•	•		
PROGRESS AND FINAL CLEAN-UP			•	•		
DUMPSTERS				•		
05 METALS						
INTERIOR PARTITIONS & LAY-IN CEILINGS				•	•	
06 WOOD AND PLASTICS						
MILLWORK PACKAGE - INCLUDING GLASS SHELVES		•		•		ALL MILLWORK TO BE DELIVERED PRE-FINISHED READY FOR INSTALL
BLOCKING IN WALLS				•	•	
WAINSCOT PANELING SYSTEM				•	•	
WOOD CLOUD CEILING		•				
WOOD SHELVES IN BAR		•				
07 THERMAL & MOISTURE PROTECTION						
ROOF CURBS				•	•	
ROOF VENTS / PITCH PANS				•	•	
08 DOORS, WINDOWS & GLASS						
GLASS WALL & DOOR SYSTEM				•	•	
GLASS MIRRORS & SHELVES		•		•	•	GC TO PROVIDE FRAMELESS MIRRORS IN RESTROOMS ONLY
FRAMES, DOORS & HARDWARE				•	•	
09 FINISHES						
3M WINDOW FILM				•	•	
FLOOR FINISH & PROTECTION				•	•	
GRANITE COUNTERTOPS				•	•	
PAINT				•	•	
RUBBER BASE				•	•	
SPECIALTY WOOD		•				
TILE IN RESTROOMS, BAR, STAGING AREA				•	•	
10 SPECIALTIES						
FIRE EXTINGUISHERS				•	•	
STAINLESS STEEL FEATURE WALL SIGNAGE		•				GC TO INSTALL
TOILET ACCESSORIES				•	•	
TOILET PARTITIONS				•	•	
TOWEL DISPENSERS				•	•	
TOILET PAPER DISPENSERS				•	•	
ADA IDENTIFYING SIGNAGE				•	•	RESTROOMS

WORK SCOPE ITEM	TENANT	VENDOR - SSD	VENDOR INSTALL	GC FURNISH	GC INSTALL	REMARKS
11 EQUIPMENT						
BARBER CHAIRS		•			•	
DOUBLE-SIDED ISLAND STATIONS W/ POWER		•			•	WHIP READY TO BE WIRED
BAR EQUIPMENT: KEGERATOR, BAR REFRIGERATION, ICE MACHINE		•			•	
EMPLOYEE REFRIGERATOR	•				•	
12 FURNISHINGS						
LOUNGE FURNITURE		•				
MISCELLANEOUS WALL HANGINGS		•			•	
OFFICE FURNITURE	•					
CONFERENCE ROOM FURNITURE	•					
TVs & WALL MOUNTS	•				•	
21 FIRE SUPPRESSION						
FIRE SPRINKLER SYSTEM				•	•	IF REQUIRED
FIRE ALARM SYSTEM				•	•	
22 PLUMBING						
FOUR COMPARTMENT SINK, HAND SINK				•	•	
MENS & WOMENS RR LAVATORIES & FAUCETS				•	•	
STAGING AREA SINK & FAUCET				•	•	
ALL OTHER FIXTURES & SCOPE				•	•	
23 HVAC						
HVAC SCOPE				•	•	
23 ELECTRICAL						
LIGHTING CONTROL PANEL				•	•	
LIGHTING FIXTURES		•		•	•	SSD TO PROVIDE ALL SPECIALTY FIXTURES
DATA RUNS				•	•	GC TO PROVIDE ALL CONDUIT, PULL ALL WIRE AND PROVIDE TERMINATION
SWITCHES, PANELS, BREAKERS				•	•	PER SPECS
ELECTRICAL SERVICE/SYSTEM				•	•	
SECURITY ALARM	•			•	•	OPTIONAL PER TENANT
TELEPHONE SYSTEM	•			•	•	
CABLE (INTERNET ACCESS)	•			•	•	
MISCELLANEOUS						
SODA SYSTEM - COKE	•			•		

Scissors & Scotch

Evans Place

17205 Evans St
 Omaha, NE 68116



Revisions:

Project #: 180305-22

Permit Set

September 30, 2024

RESPONSIBILITY MATRIX

A-002

CODE REVIEW

PROJECT INFORMATION SUMMARY

BUILDING OCCUPANCY: ASSEMBLY: A-2
BUSINESS: B
(NON-SEPARATED MIXED USE)

BUILDING CONSTRUCTION CLASS: TYPE II-B
ALLOWABLE AREA PER TABLE 506.2: 38,000 SF
INTERIOR RENOVATION PROJECT AREA: 3,162 SF

BUILDING PROTECTED BY AUTOMATIC SPRINKLER SYSTEM: YES

APPLICABLE CODES

BUILDING: INTERNATIONAL BUILDING CODE 2018 EDITION
EXISTING BUILDING: INTERNATIONAL EXISTING BUILDING CODE 2018 EDITION
MECHANICAL: INTERNATIONAL MECHANICAL CODE 2012 EDITION + CHAPTER 40 OMAHA MUNICIPAL CODE
PLUMBING: OMAHA PLUMBING CODE 2018 EDITION + CHAPTER 49 OMAHA MUNICIPAL CODE
ELECTRICAL: NATIONAL ELECTRICAL CODE 2017 EDITION
FIRE: INTERNATIONAL FIRE CODE 2012 LSC + 2012 IFC
ACCESSIBILITY: ACCESSIBILITY CODE 2018 EDITION + ICC A117.1-2009
ENERGY: ENERGY CONSERVATION CODE 2018 EDITION
MUNICIPAL CODE: OMAHA MUNICIPAL CODE

MAXIMUM FLOOR AREA ALLOWANCES PER OCCUPANT (TABLE 1004.5)

FUNCTION OF SPACE	UNITS	OCC LOAD FACTOR	OCC LOAD
ASSEMBLY W/ FIXED SEATING (LOUNGE)	437 SF	15 NET SF/OCC	30 OCCUPANTS
ASSEMBLY W/ FIXED SEATING (BAR COUNTER)	270'	18'/OCC	13 OCCUPANTS
BUSINESS			
BAR	220 SF	150 GROSS SF/OCC	2 OCCUPANTS
BREAKROOM	252 SF	150 GROSS SF/OCC	2 OCCUPANTS
GROOMING AREA	1,521 SF	150 GROSS SF/OCC	11 OCCUPANTS
OFFICE	65 SF	150 GROSS SF/OCC	1 OCCUPANT
RECEPTION	138 SF	150 GROSS SF/OCC	1 OCCUPANT
			17 OCCUPANTS
STORAGE	40 SF	300/OCC	1 OCCUPANT
			61 OCCUPANTS

EGRESS WIDTH REQUIREMENTS (SECTION 1005.3.2)

REQUIRED: OCCUPANT LOAD x 0.15" PER OCCUPANT (W/SPRINKLERS)
70 x 0.15" = 10.50"

PROVIDED: 136.00" (4 DOORS)

EXIT ACCESS TRAVEL DISTANCE (TABLE 1017.2)

APPLICABLE OCCUPANCY GROUPS: A-2 B
MAX TRAVEL DISTANCE W/ SPRINKLER: 250' 300'

MAXIMUM TRAVEL DISTANCE TO EXIT PROVIDED: 54'-6"

MINIMUM NUMBER OF REQUIRED PLUMBING FIXTURES (TABLE 2902.1)

WATER CLOSETS

CLASSIFICATION: ASSEMBLY

MINIMUM: 1 PER 40 MALE 1 PER 40 FEMALE
OCCUPANTS: 21 MALE 22 FEMALE
REQUIRED: 21 / 40 = 0.53 22 / 40 = 0.55

CLASSIFICATION: BUSINESS

MINIMUM: 1 PER 25 FOR THE FIRST 50, AND 1 PER 50 FOR THE REMAINDER EXCEEDING 50
OCCUPANTS: 8 MALE 9 FEMALE
REQUIRED: 8 / 25 = 0.32 9 / 25 = 0.36

TOTAL REQUIRED: 0.53+0.32 = 0.85 = 1 0.55+0.36 = 0.91 = 1
TOTAL PROVIDED: 1 + 1 URINAL = 2 1

DRINKING FOUNTAINS

WATER PROVIDED AT SODA FOUNTAIN

LAVATORIES

CLASSIFICATION: ASSEMBLY

MINIMUM: 1 PER 75 MALE 1 PER 75 FEMALE
OCCUPANTS: 21 MALE 22 FEMALE
REQUIRED: 21 / 75 = 0.28 22 / 75 = 0.29

CLASSIFICATION: BUSINESS

MINIMUM: 1 PER 40 FOR THE FIRST 80, AND 1 PER 80 FOR THE REMAINDER EXCEEDING 80
OCCUPANTS: 8 MALE 9 FEMALE
REQUIRED: 8 / 40 = 0.20 9 / 40 = 0.22

TOTAL REQUIRED: 0.28+0.20 = 0.48 = 1 0.29+0.22 = 0.51 = 1
TOTAL PROVIDED: 1 1

SERVICE SINK

CLASSIFICATION: ASSEMBLY

MINIMUM: 1

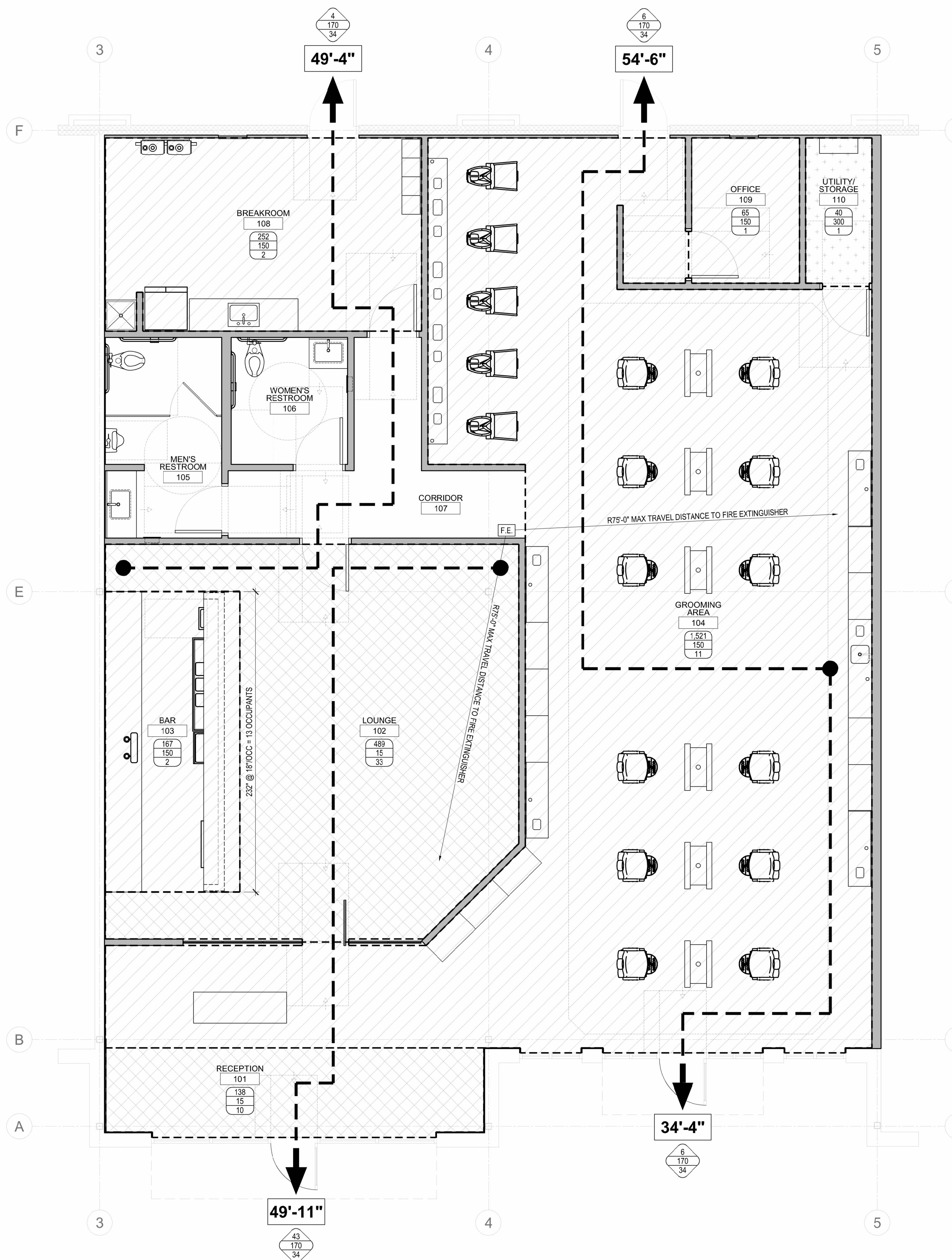
CLASSIFICATION: BUSINESS

MINIMUM: 1

TOTAL REQUIRED: 1
TOTAL PROVIDED: 1

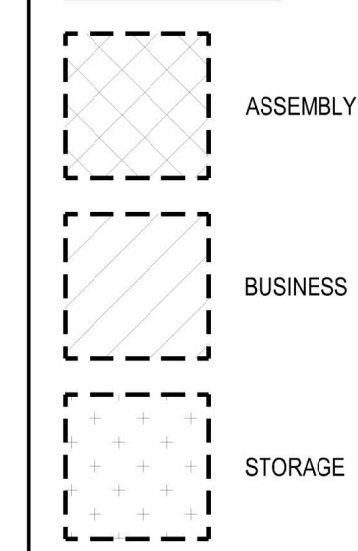
ALL WORK UNDER THIS CONTRACT SHALL COMPLY WITH THE PROVISIONS OF THE SPECIFICATIONS AND DRAWINGS, AND SHALL SATISFY ALL APPLICABLE CODES, ORDINANCES AND REGULATIONS OF ALL GOVERNING BODIES INVOLVED.

NOTE: THE CONTRACTOR IS TO PROVIDE AND INSTALL FIRE EXTINGUISHERS THROUGHOUT THE PROJECT AS REQUIRED BY THE LOCAL FIRE MARSHAL. CONTRACTOR IS TO VERIFY TYPES, QUANTITIES, AND LOCATIONS WITH THE LOCAL FIRE MARSHAL. PROVIDE PORTABLE FIRE EXTINGUISHERS THROUGHOUT THE BUILDING AS REQUIRED BY THE APPLICABLE BUILDING AND FIRE CODES. SIZE AND LOCATE FIRE EXTINGUISHERS IN ACCORDANCE WITH NFPA 10. STANDARD FOR PORTABLE FIRE EXTINGUISHERS SHALL BE 10LB. TYPE ABC IN ALL AREAS EXCEPT WHERE LOCATED NEAR COMMERCIAL COOKING EQUIPMENT. FIRE EXTINGUISHERS NEAR COMMERCIAL COOKING EQUIPMENT SHALL BE TYPE K.

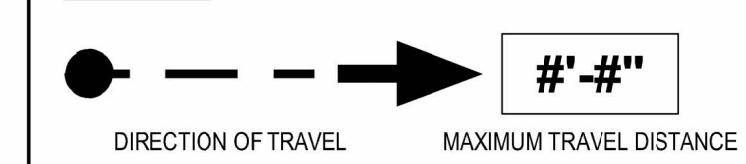


LIFE SAFETY LEGEND

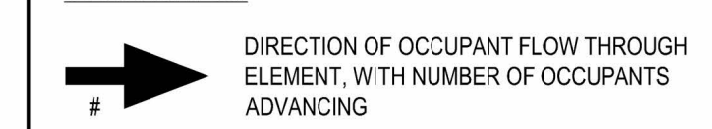
FUNCTION OF SPACE



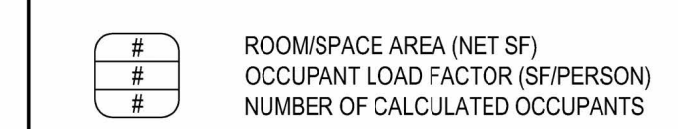
EGRESS PATH



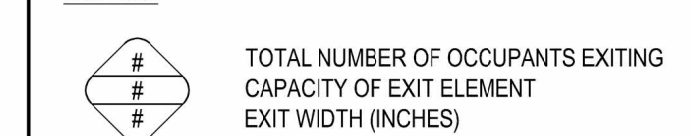
OCCUPANT FLOW



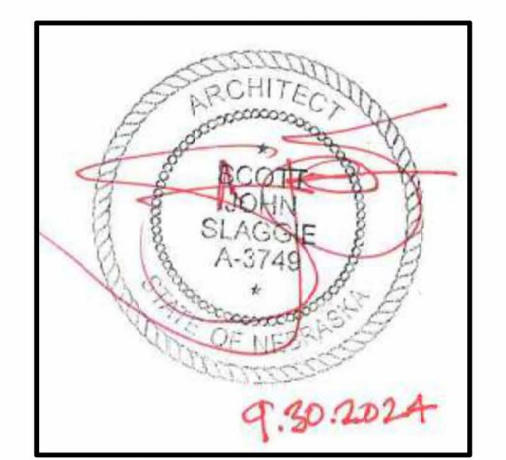
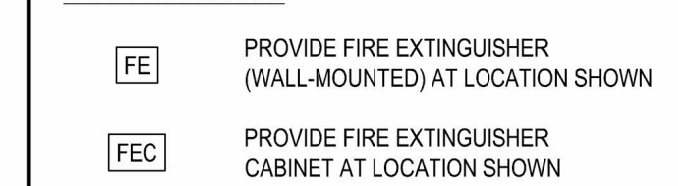
AREA TAG



EXIT TAG



FIRE EXTINGUISHERS

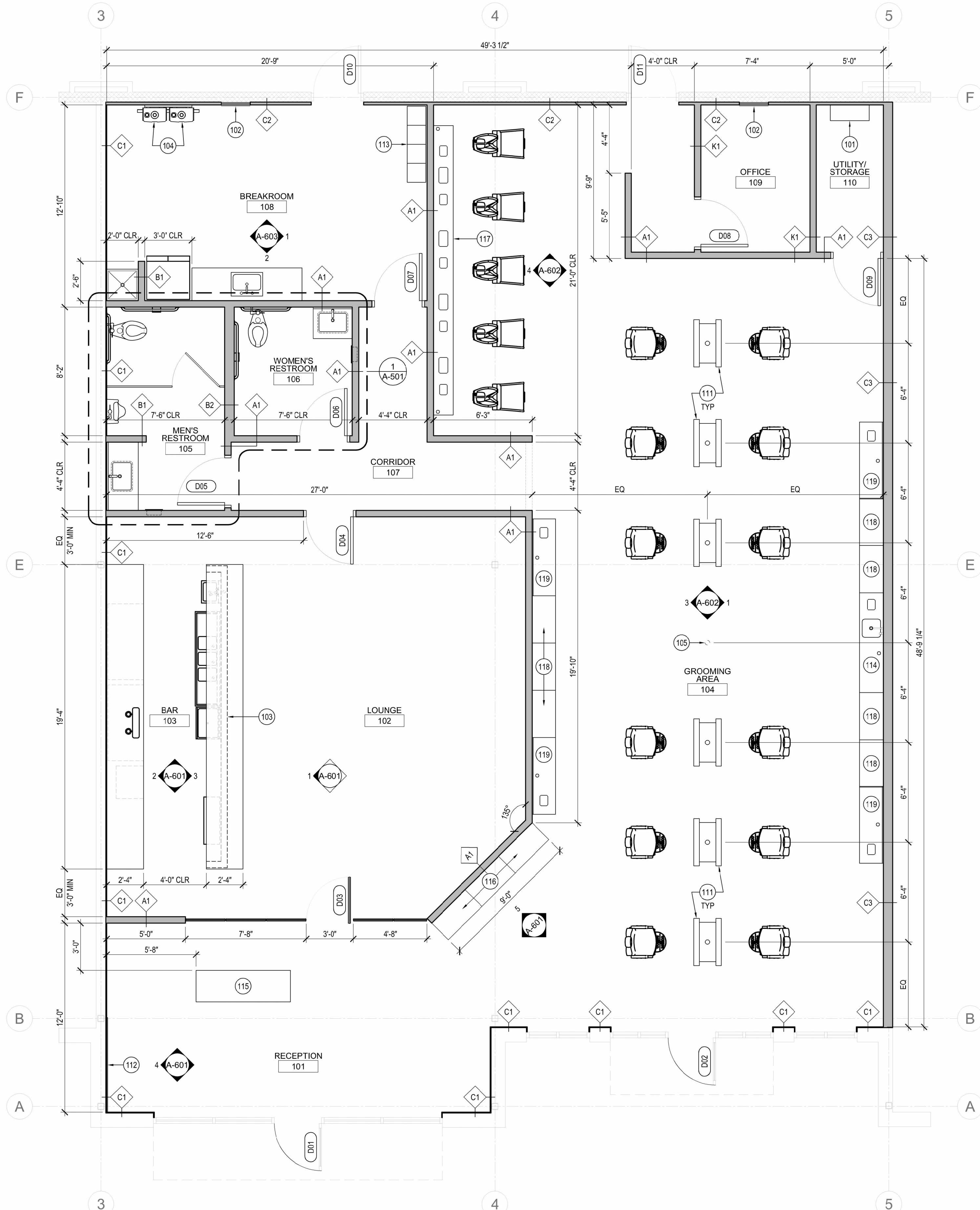


Scissors & Scotch
Evans Place
17205 Evans St
Omaha, NE 68116

Revisions:

Project #: 180305-22
Permit Set
September 30, 2024

LIFE SAFETY PLAN
A-003



GENERAL FLOOR PLAN NOTES

- LAYOUT DIMENSIONS ARE LOCATED TO FINISH FACE, U.N.O.
- CONTRACTOR SHALL VERIFY IN-FIELD PRIOR TO BID ANY FLOOR REPAIR/LEVELING REQUIREMENTS.
- CONTRACTOR SHALL INFILL ANY EXISTING SLAB BLOCKJOISTS WITH MATCHING CONCRETE SLAB.

FLOOR PLAN LEGEND

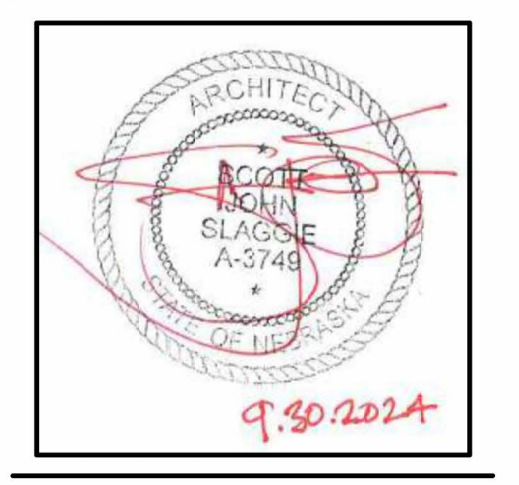
- EXISTING WALL
- NEW WALL

FLOOR PLAN KEYNOTES (XX)

101	AV/ROUTER SHELF BY GC. CONFIRM LOCATION WITH OWNER.
102	EXISTING ELECTRICAL PANELS TO REMAIN. FURR OUT WALL AROUND PANELS.
103	PONY WALL BELOW COUNTER. RE: MILLWORK SECTIONS.
104	TANKLESS WATER HEATERS. RE: MEP.
105	STUB FOR ELEC CONNECTION w/ FLOOR PLATE COVER FOR FUTURE BARBER STATION.
	MILLWORK. RE: S&S DESIGN MANUAL FOR ADDITIONAL DETAILS.
111	BARBER STATION.
112	FEATURE WALL.
113	LOCKERS.
114	PREP AREA CABINET.
115	RECEPTION DESK.
116	RETAIL DISPLAY.
117	SHAMPOO CABINETS.
118	TALL STORAGE LOCKERS.
119	TOWEL DROP, TOWEL CADDY & PULL OUT TRASH



Kansas City, Missouri • Omaha, Nebraska
slaggie.com • 888-756-1958 • © 2024



Scissors & Scotch

Evans Place

17205 Evans St
Omaha, NE 68116

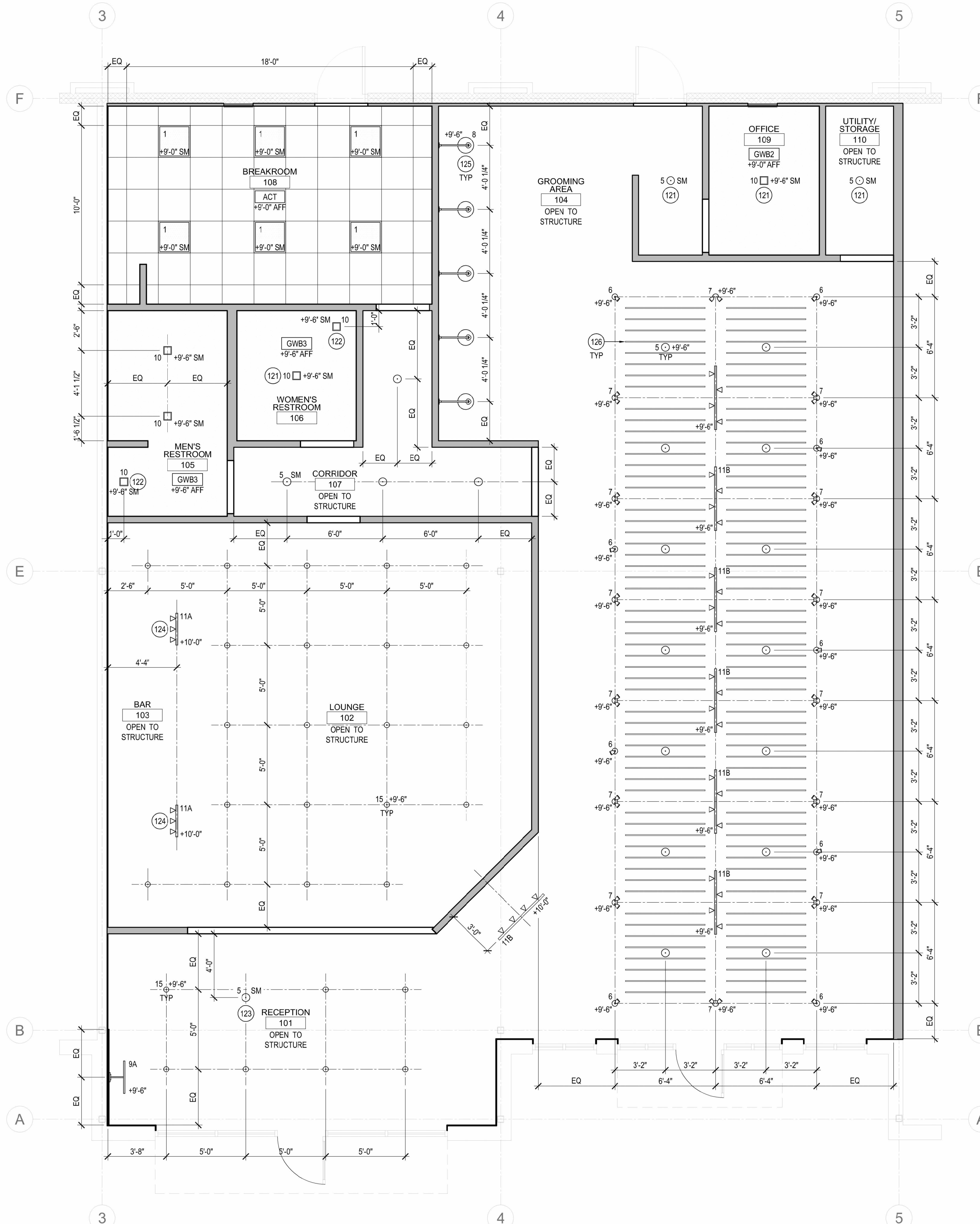
Revisions:	

Project #: 180305-22

Permit Set
September 30, 2024

CONSTRUCTION PLAN

A-101



GENERAL CEILING PLAN NOTES

- CONTRACTOR SHALL FIELD VERIFY ALL CONDITIONS AT EXISTING CEILING AND/OR STRUCTURE ABOVE FINISH FLOOR THAT MAY IMPACT TENANT IMPROVEMENT, PRIOR TO ANY DEMOLITION AND CONSTRUCTION. ANY AESTHETICALLY UNPLEASING EXISTING CONDITIONS ABOVE EXISTING CEILINGS TO BE REMOVED.
- MODIFY/ADD TO CURRENT FIRE SPRINKLER SYSTEM TO ACCOMMODATE NEW CEILING CONSTRUCTION PER PLANS.
- ALL EXPOSED CEILING STRUCTURE AND DUCTWORK, AND WALLS FROM 12'-0" A.F.F. TO DECK TO BE PAINTED. PAINT TO MATCH SHERWIN-WILLIAMS SW 7020 BLACK FOX, LATEX EGGSHELL.
- ALL LIGHT FIXTURES LABELED AS "SM" SHALL BE SURFACE MOUNTED TO BOTTOM SIDE OF ROOF DECK STRUCTURE.
- INSTALL SUSPENSION SYSTEM IN ACCORDANCE WITH ASTM C636/C636M, ASTM E580/E580M, AND MANUFACTURER'S INSTRUCTIONS AND AS SUPPLEMENTED IN THIS SECTION.

CEILING PLAN LEGEND

- | | |
|-------------|--|
| ACT | 2'x2' SUSPENDED CEILING GRID SYSTEM |
| | • AT BREAKROOM |
| | • GRID: WHITE MEDIUM DUTY |
| | • TILE: 2'x2' NON-DIRECTIONAL, TEGULAR EDGE |
| GWB1 | SUSPENDED GYPSUM BOARD CEILING SYSTEM, CLASS A |
| | • AT ALL OPEN CEILINGS |
| | • PAINT TO MATCH SHERWIN WILLIAMS SW7020 BLACK FOX |
| GWB2 | SUSPENDED GYPSUM BOARD CEILING SYSTEM, CLASS A |
| | • AT OFFICE |
| | • PAINT TO MATCH SHERWIN WILLIAMS SW7546 PRAIRIE GRASS |
| GWB3 | SUSPENDED GYPSUM BOARD CEILING SYSTEM, CLASS A |
| | • AT RESTROOMS |
| | • PAINT TO MATCH SHERWIN WILLIAMS SW7069 IRON ORE |

CEILING FIXTURES LEGEND

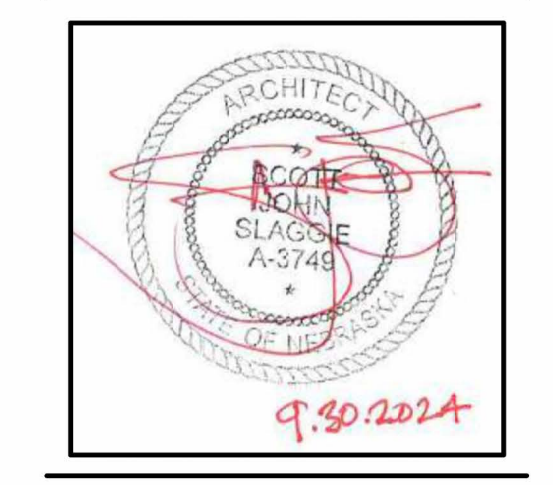
- | | |
|--------------------------|--|
| FIXTURE TYPE | MOUNTING HEIGHT. "SM" DENOTES SURFACE-MOUNTED. |
| CENTERLINE OF FIXTURE(S) | |
| | 1 2'x2' RECESSED FLAT PANEL TROFFER |
| | 2 2'x4' RECESSED FLAT PANEL TROFFER |
| | 5 6" CYLINDER FLUSH-MOUNT. PROGRESS LIGHTING, P5741-31/30K. |
| | 6 SINGLE SPOT. WAC LIGHTING, WP-LED415-30-ABK. BASE OF FIXTURE (ATTACHMENT @ 9'-6" AFF |
| | 7 DOUBLE SPOT. WAC LIGHTING, WP-LED415-30-ABK. BASE OF FIXTURE (ATTACHMENT @ 9'-6" AFF |
| | 8 GODSNECK WITH ANGLE SHADE. MILLENNIUM LIGHTING, RGNZ3-ASB (ARM) & RAS12-SB (SHADE). |
| | 9A ADJUSTABLE PICTURE LIGHT. dweLED, PL-11025-BK. |
| | 10 RECESSED PANEL DOWNLIGHT. ENVISION LED. |
| | 11A TRACK LIGHTS. NORA, NTE-864 (HEAD x3) & NT-301B (TRACK). |
| | 11B TRACK LIGHTS. NORA, NTE-864 (HEAD x4) & NT-302B (TRACK). |
| | 15 PENDANT. MAXIM, EARLY ELECTRIC 1-LIGHT. |

CEILING PLAN KEYNOTES (XX)

- | | |
|-----|---|
| 121 | CENTER FIXTURE IN ROOM. |
| 122 | CENTER FIXTURE OVER LAVATORY. |
| 123 | CENTER FIXTURE OVER RECEPTION DESK. |
| 124 | CENTER FIXTURE TO ALIGN WITH BAR SHELVES. RE: INTERIOR ELEVATIONS. |
| 125 | CENTER FIXTURE TO ALIGN WITH SHAMPOO SHUTTLE. RE: INTERIOR ELEVATIONS. |
| GC | TO INSTALL CLOUD CEILING PANELS AT ALL GROOMING CHAIR LOCATIONS AND OVER CLEAR SPACE BETWEEN STATIONS. BASE OF FIXTURES #6, #7, #11B MOUNTED AT 9'-6" AFF SO SPOTS HANG BELOW CLOUD CEILING FACE. |




Kansas City, Missouri • Omaha, Nebraska
slaggie.com • 888-756-1958 • © 2024



Scissors & Scotch
Evans Place
17205 Evans St
Omaha, NE 68116

Revisions:	
Project #:	180305-22

Permit Set
September 30, 2024



Revisions:

#	Description

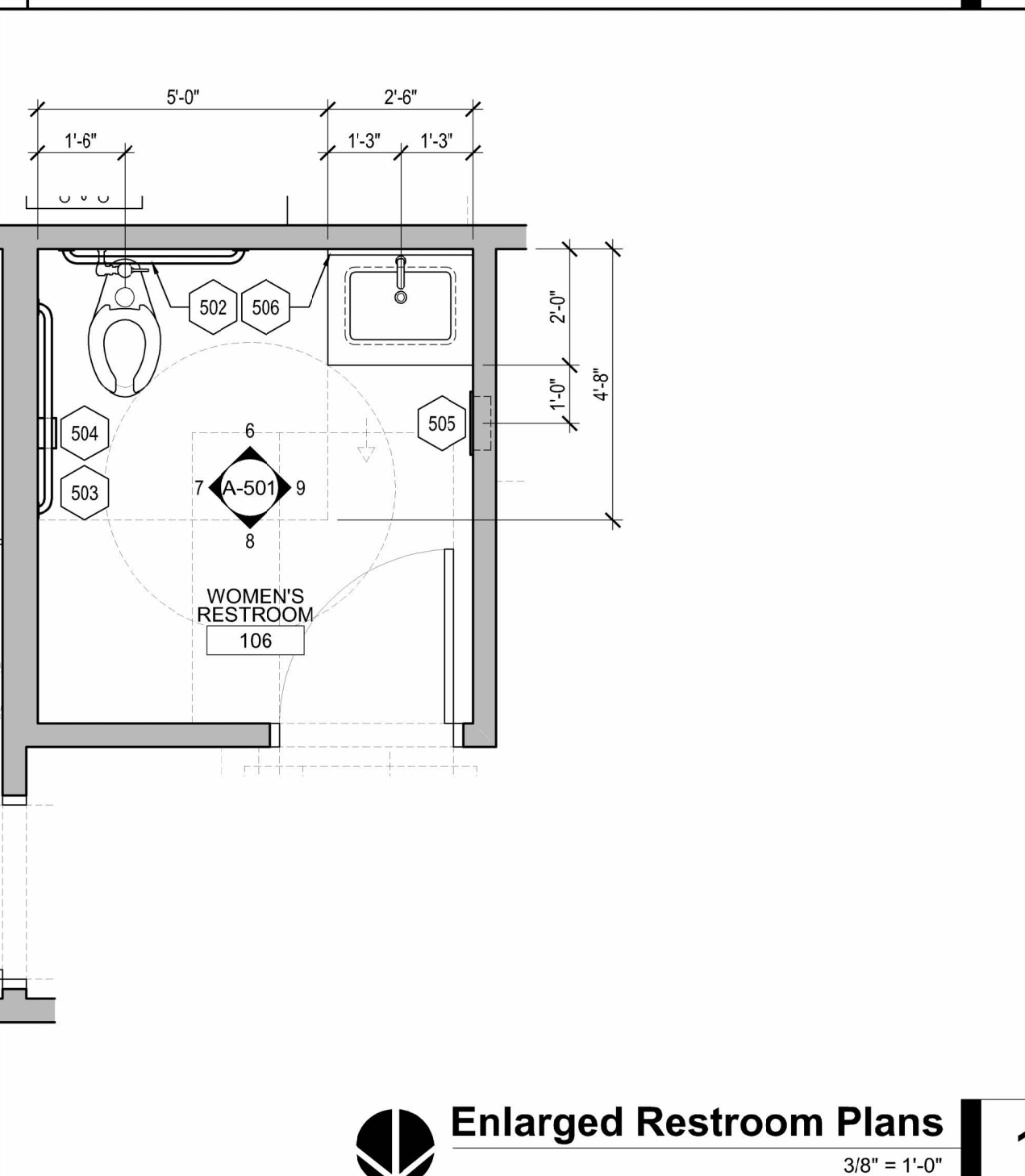
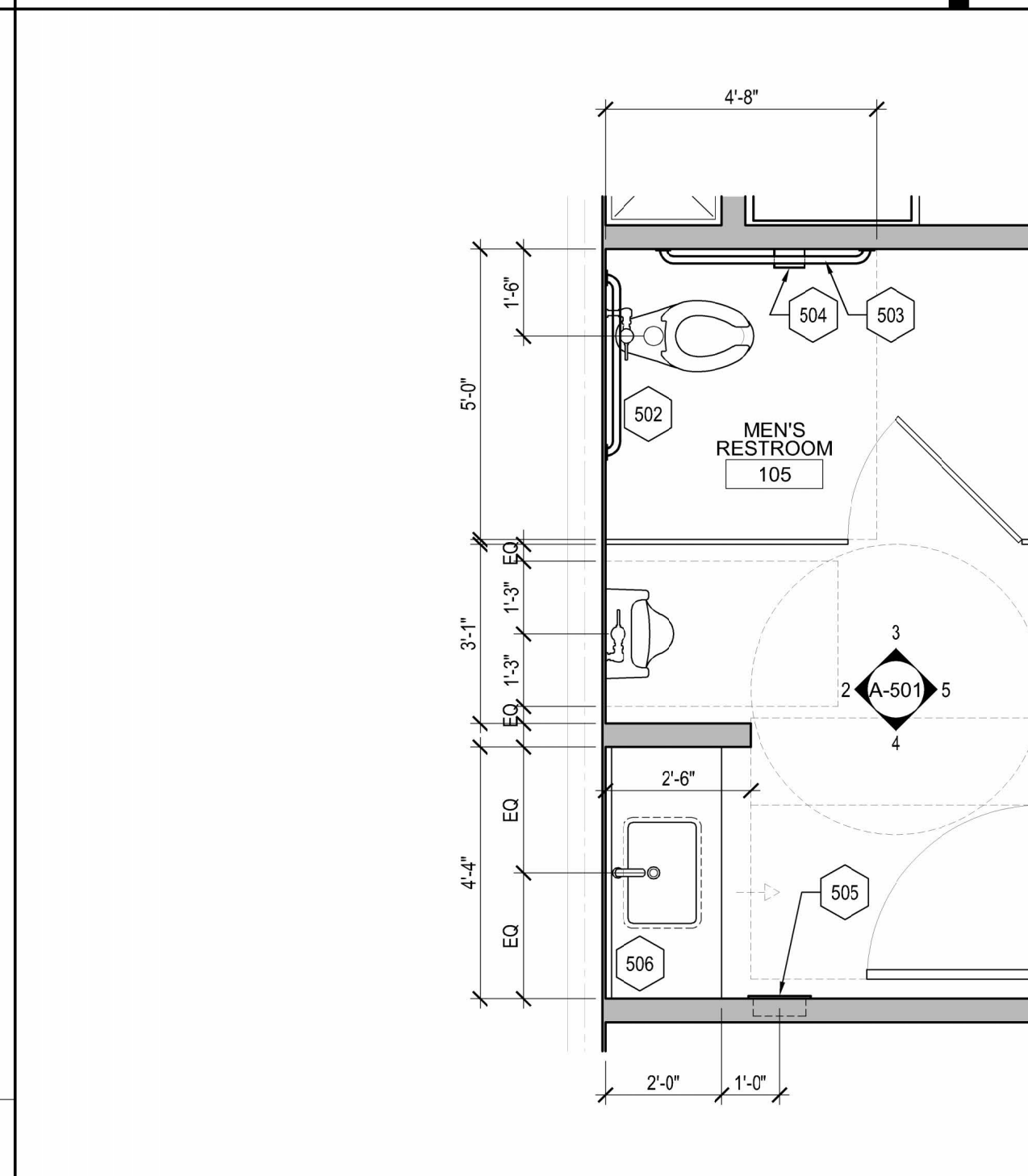
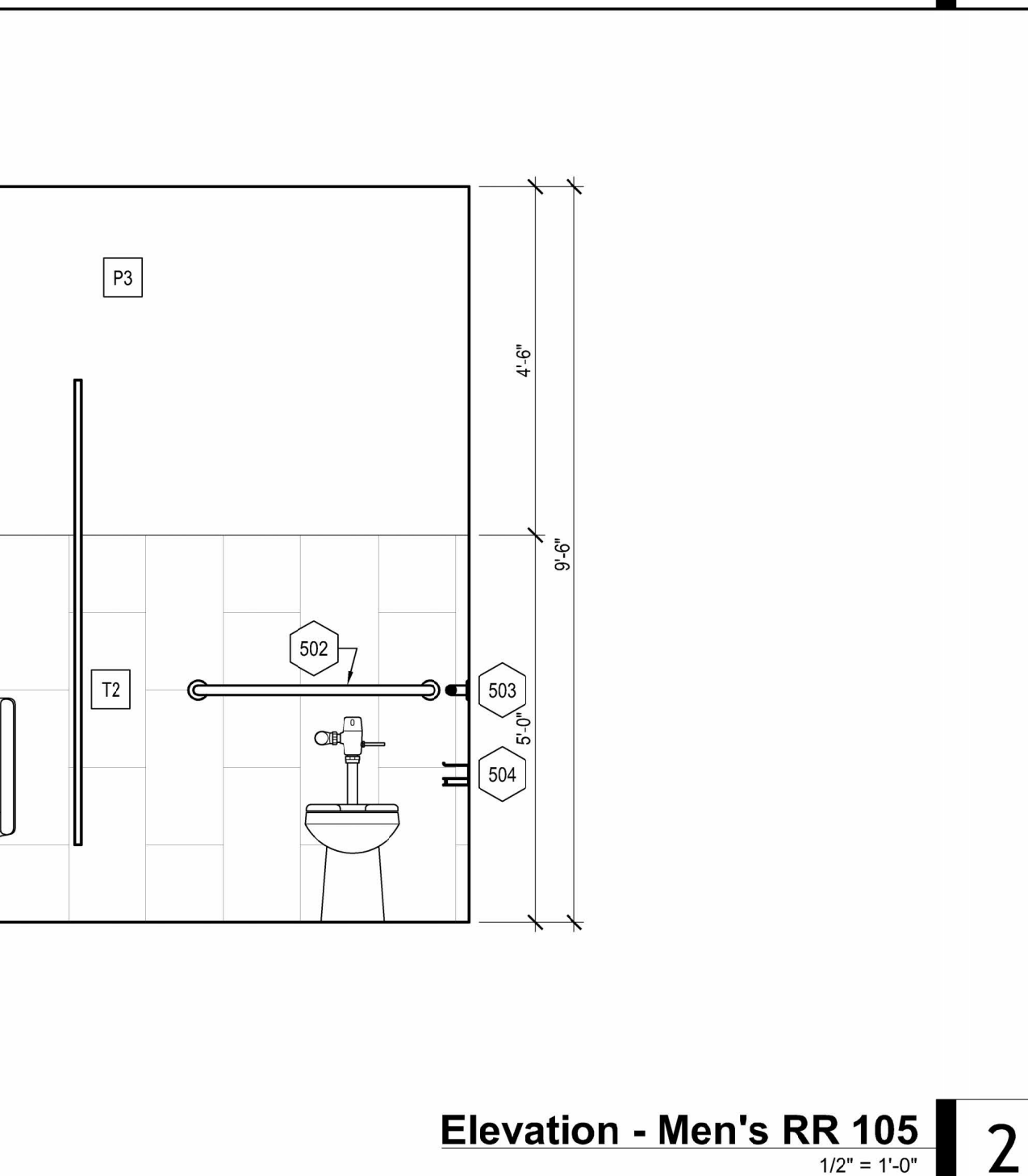
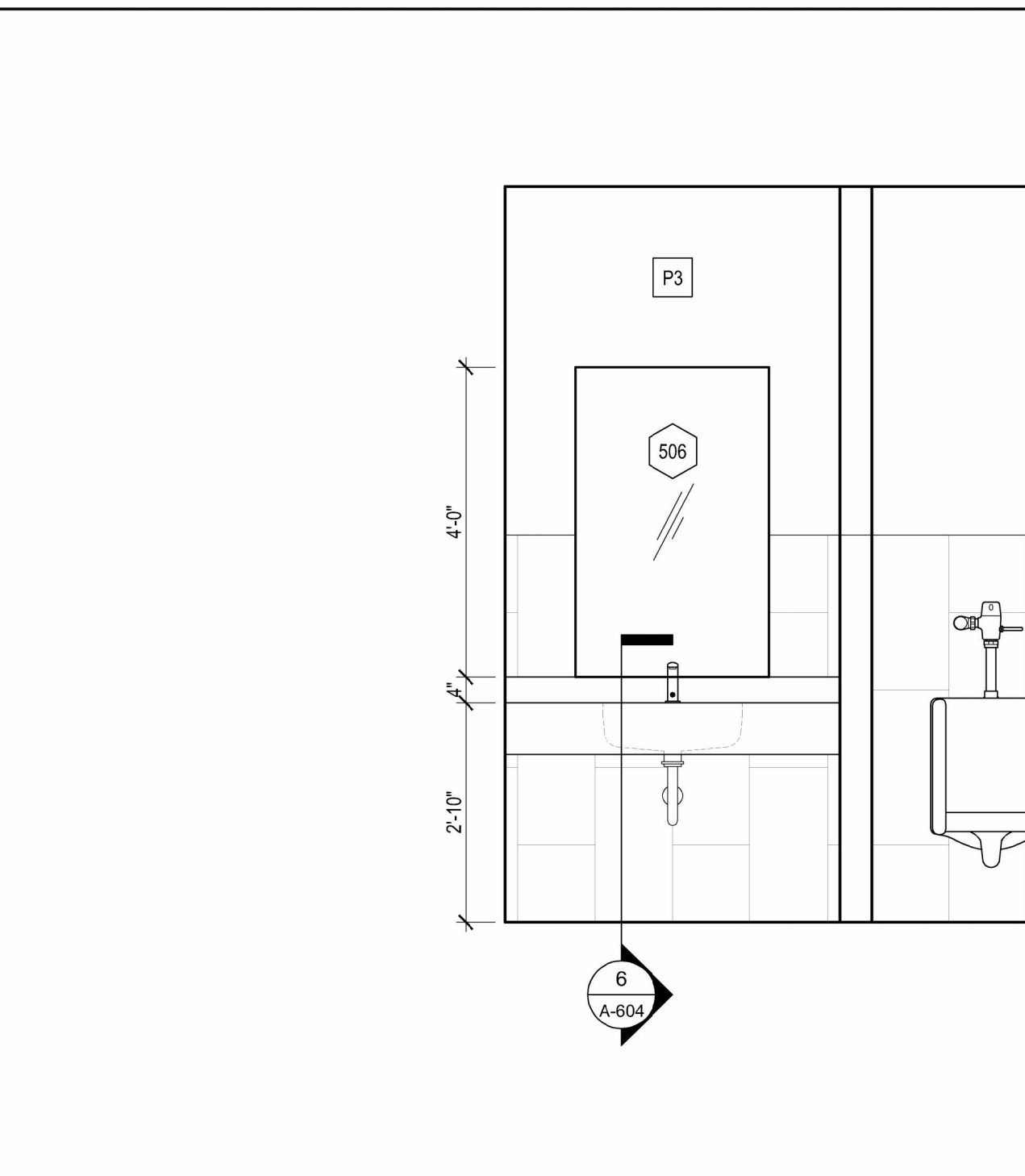
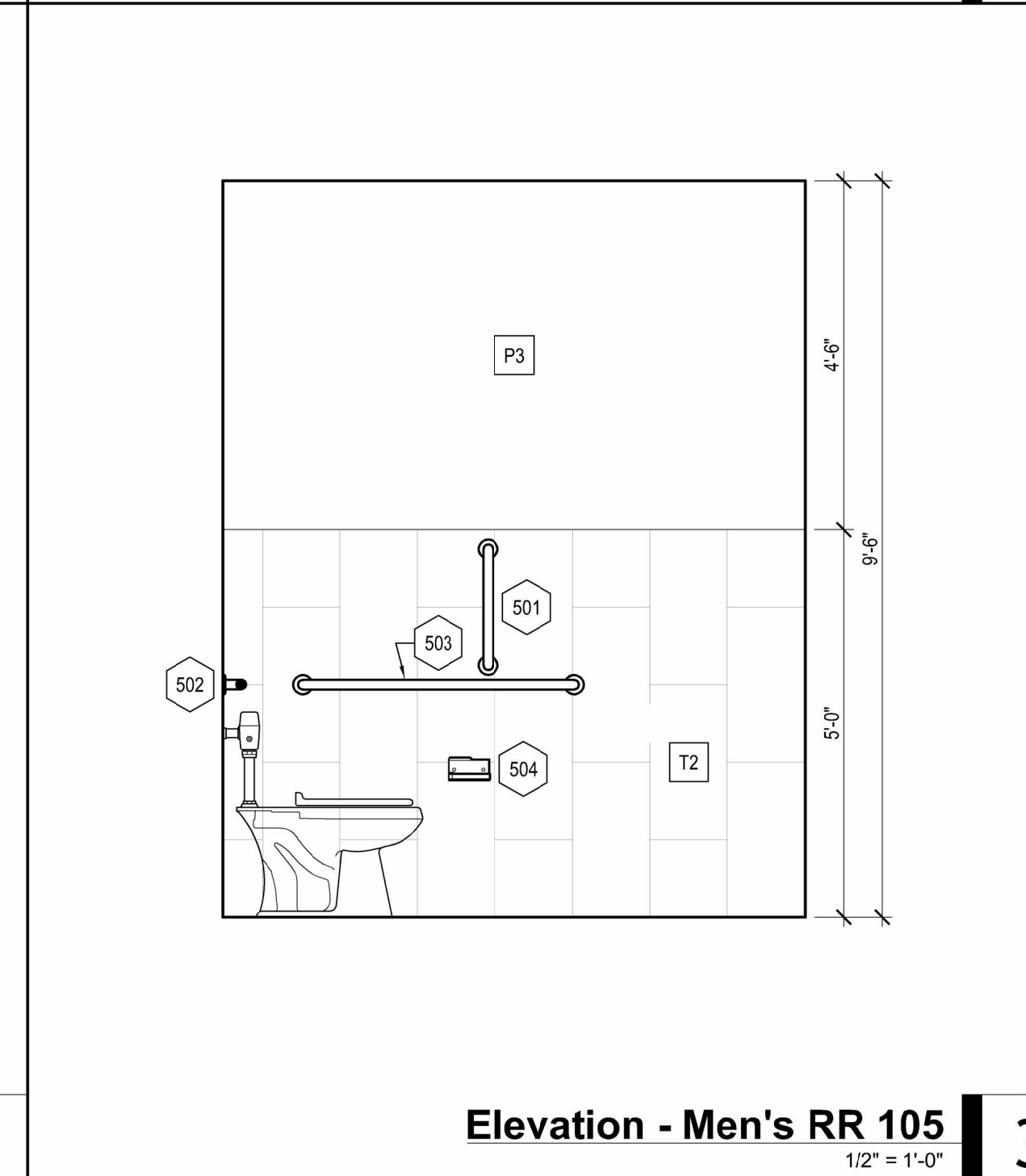
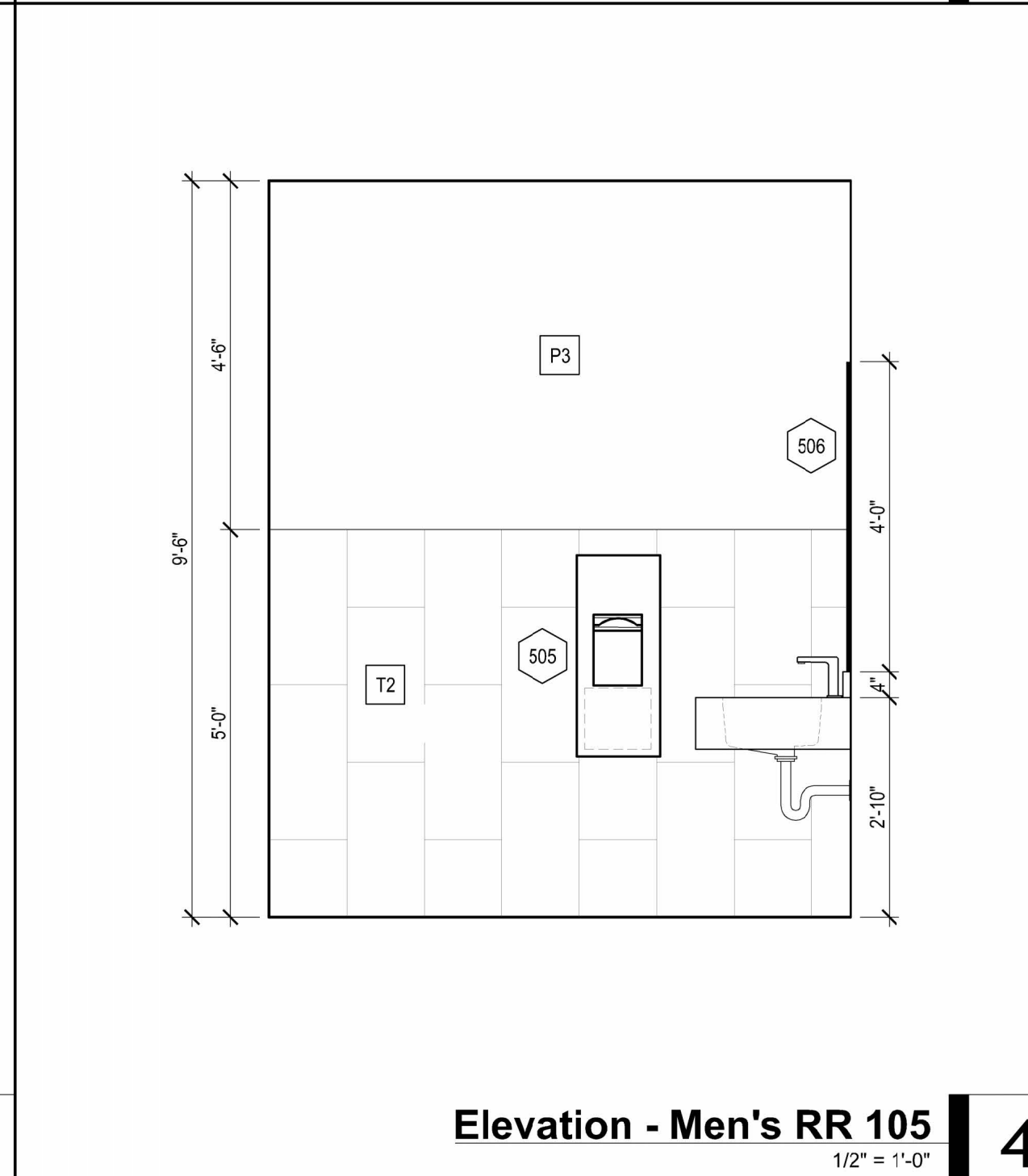
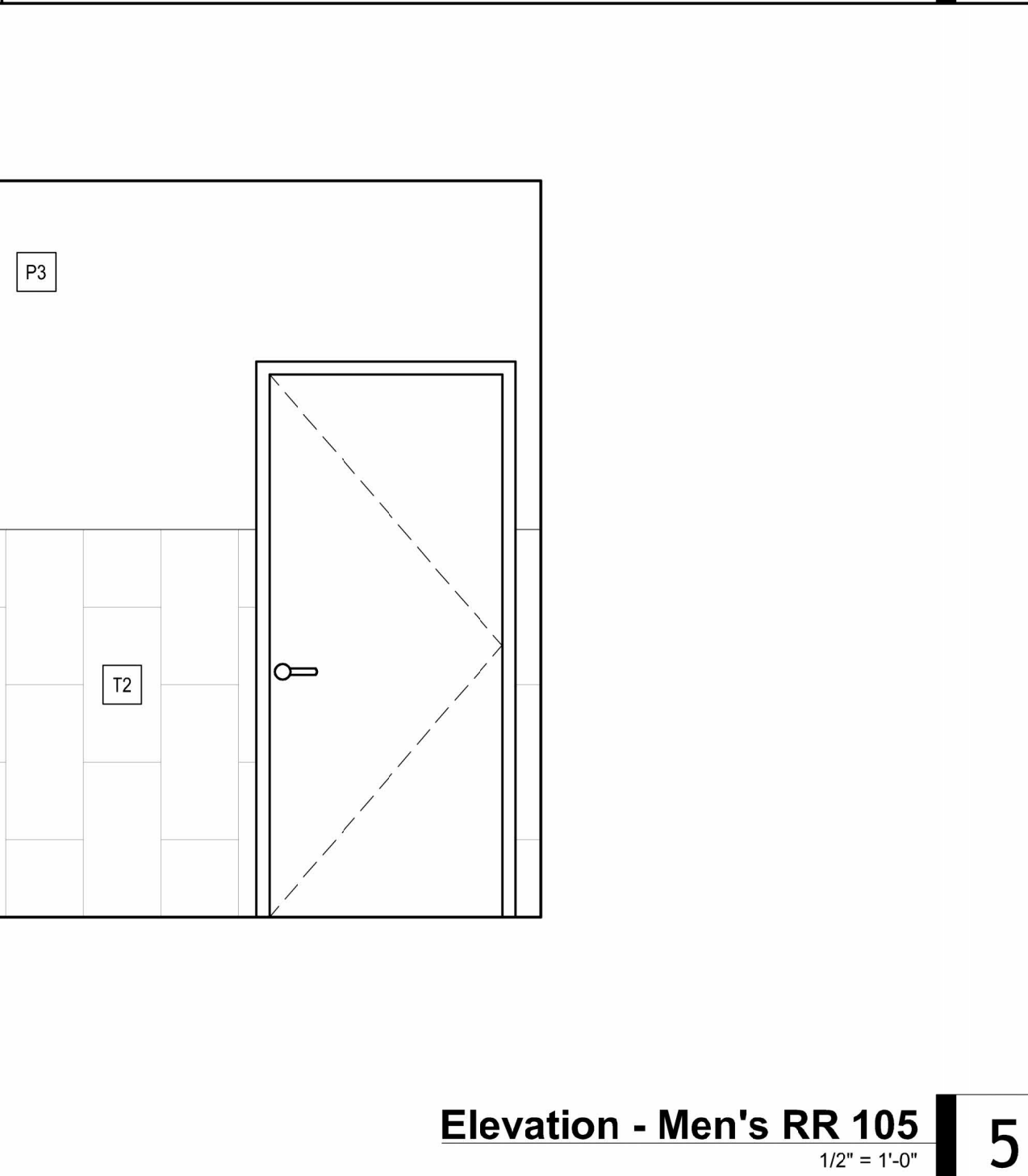
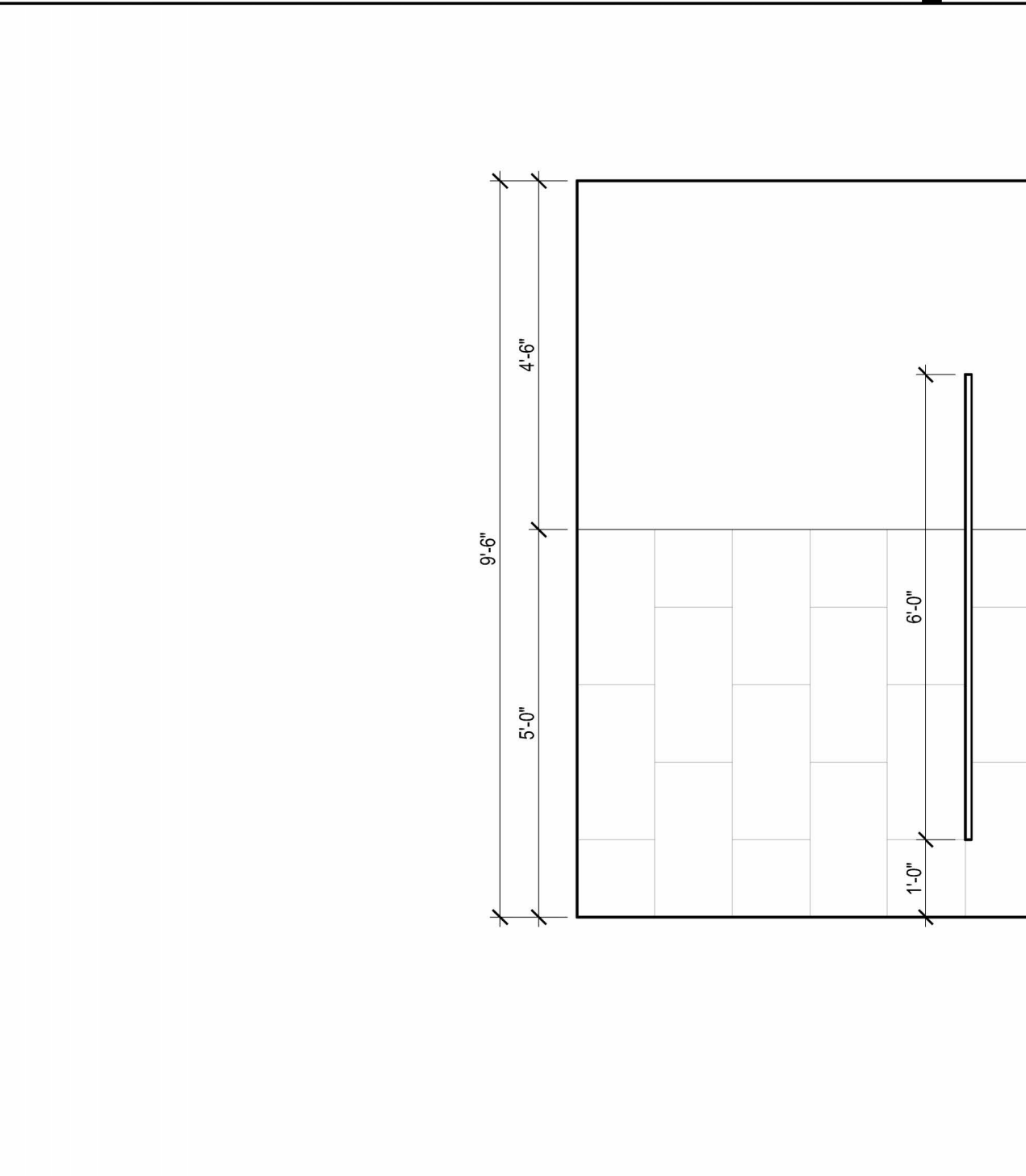
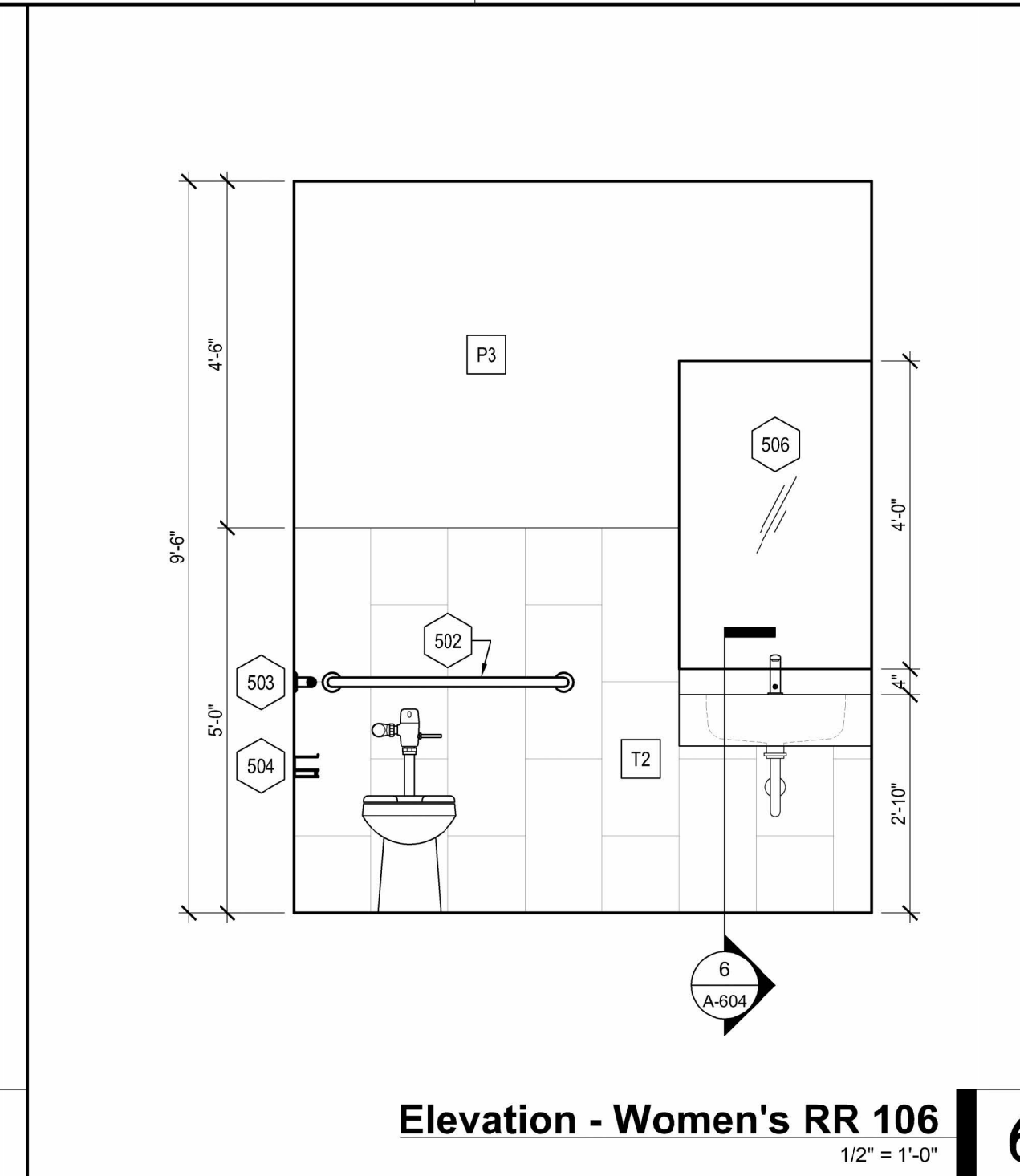
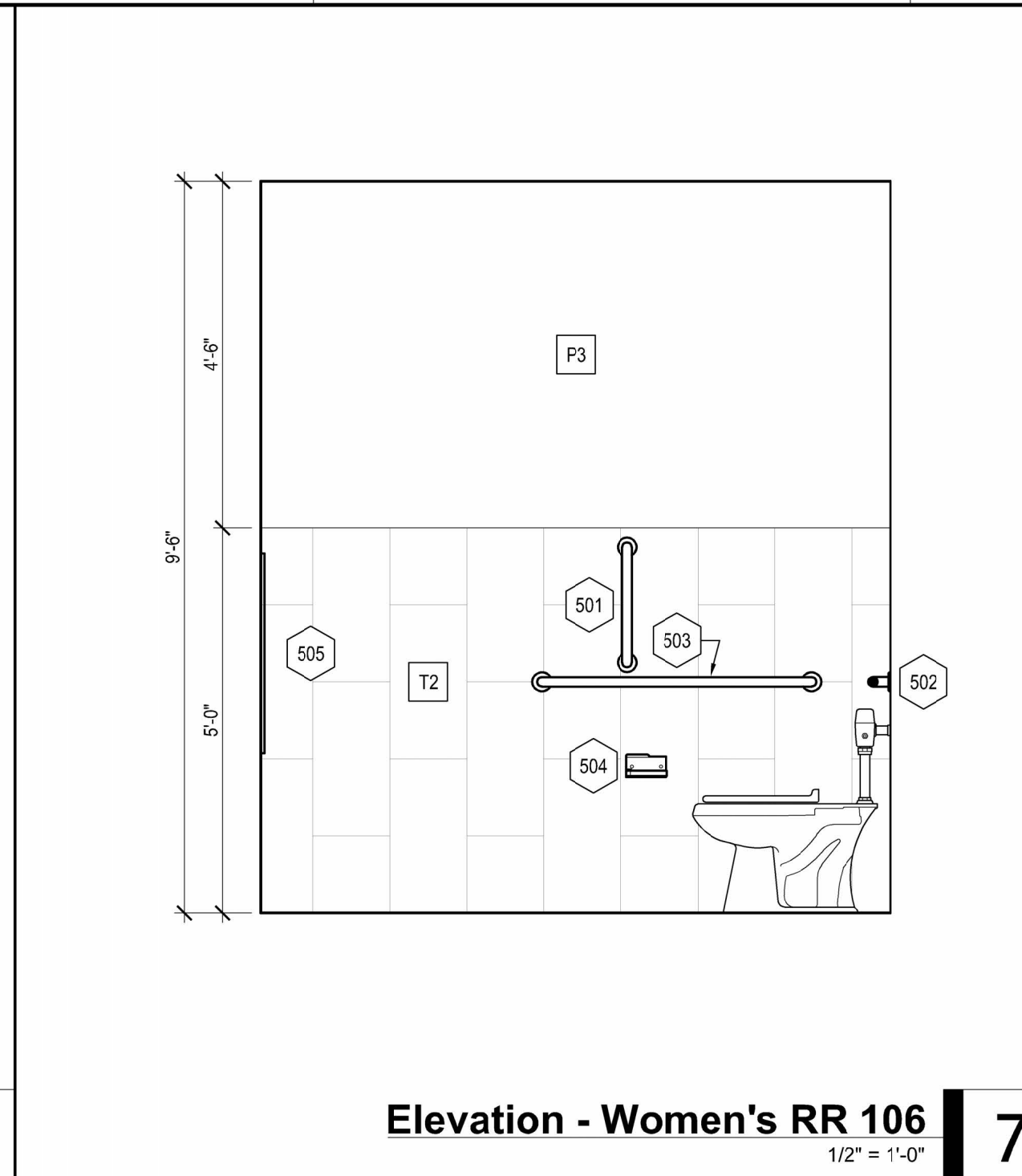
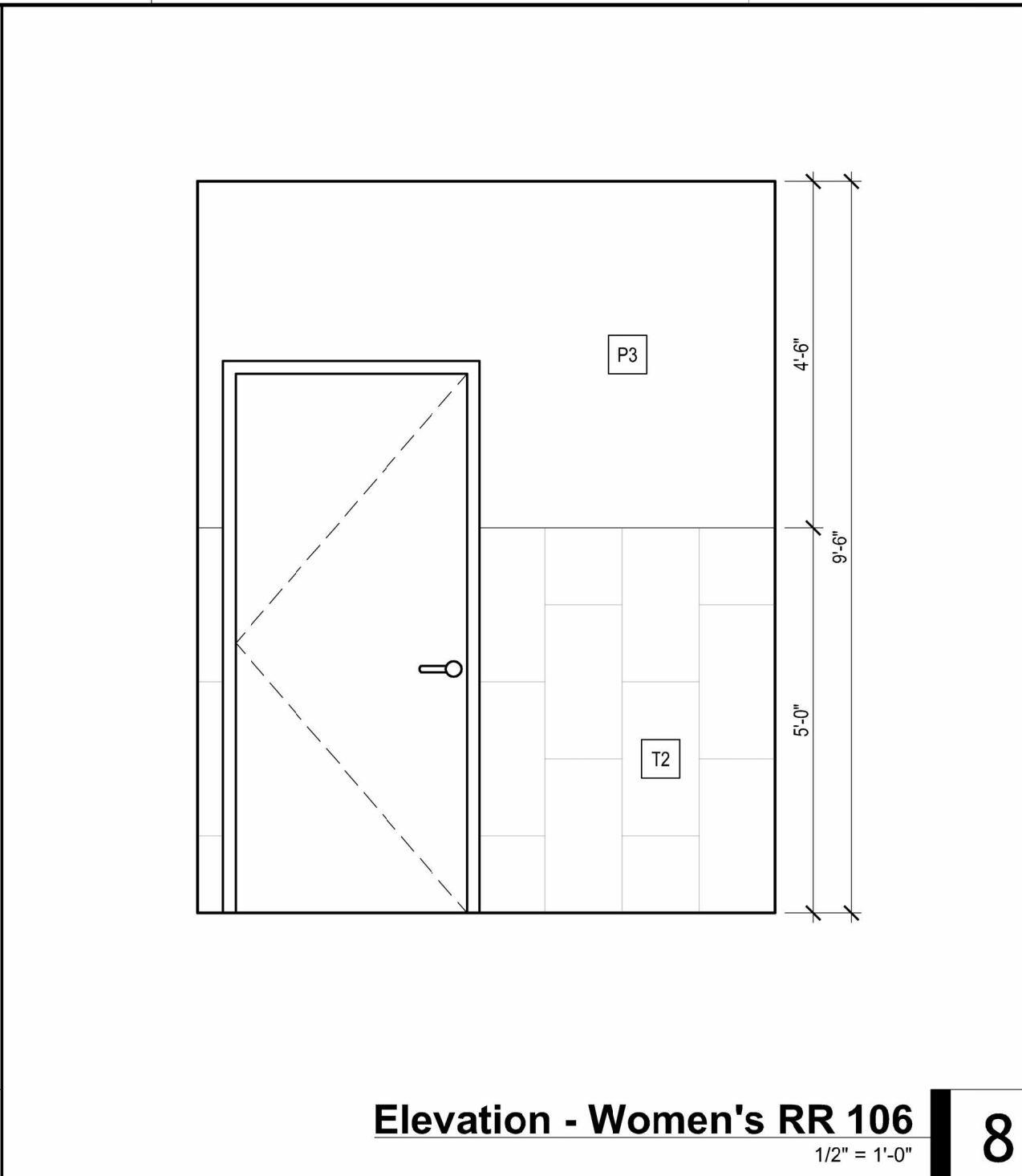
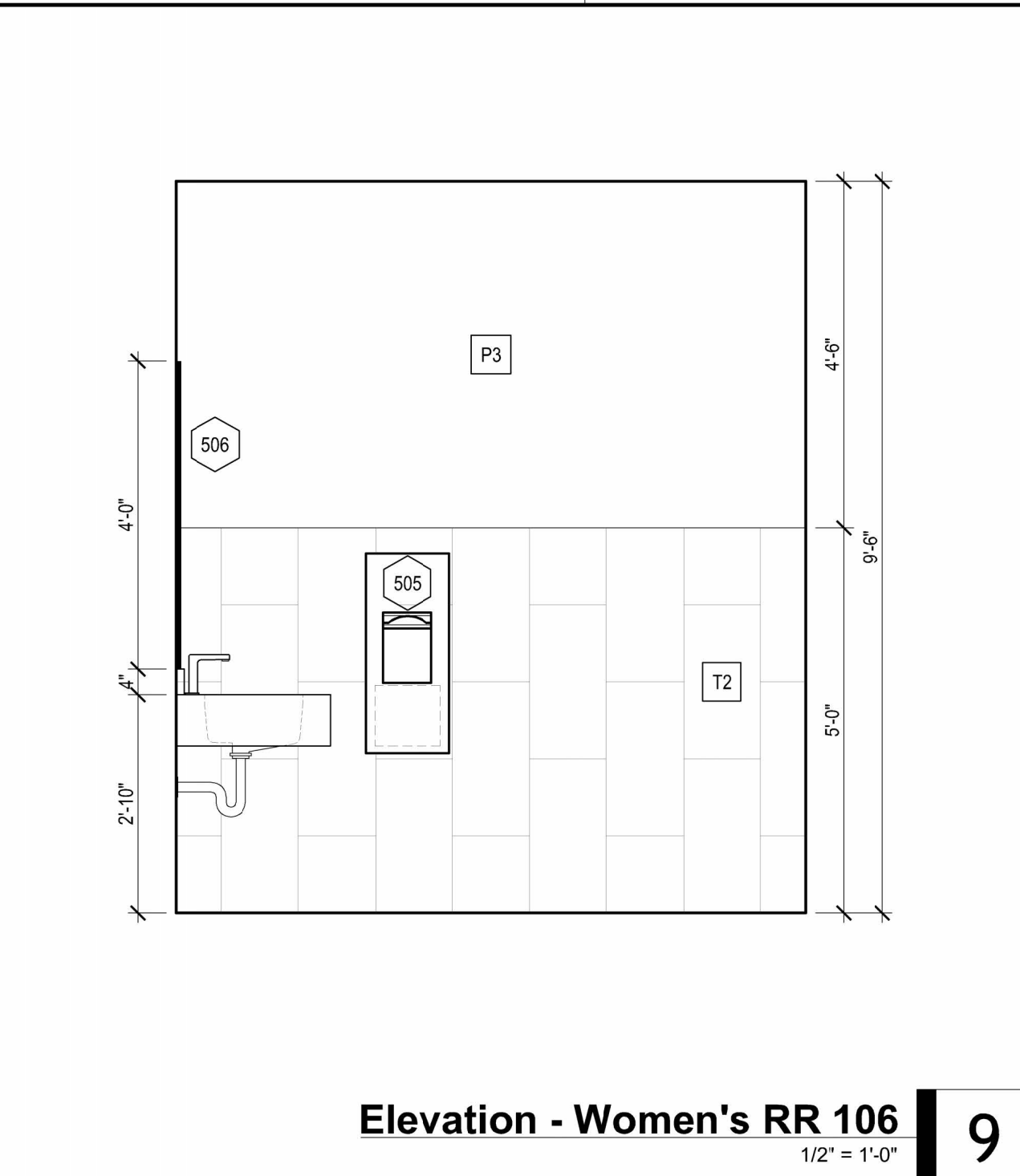
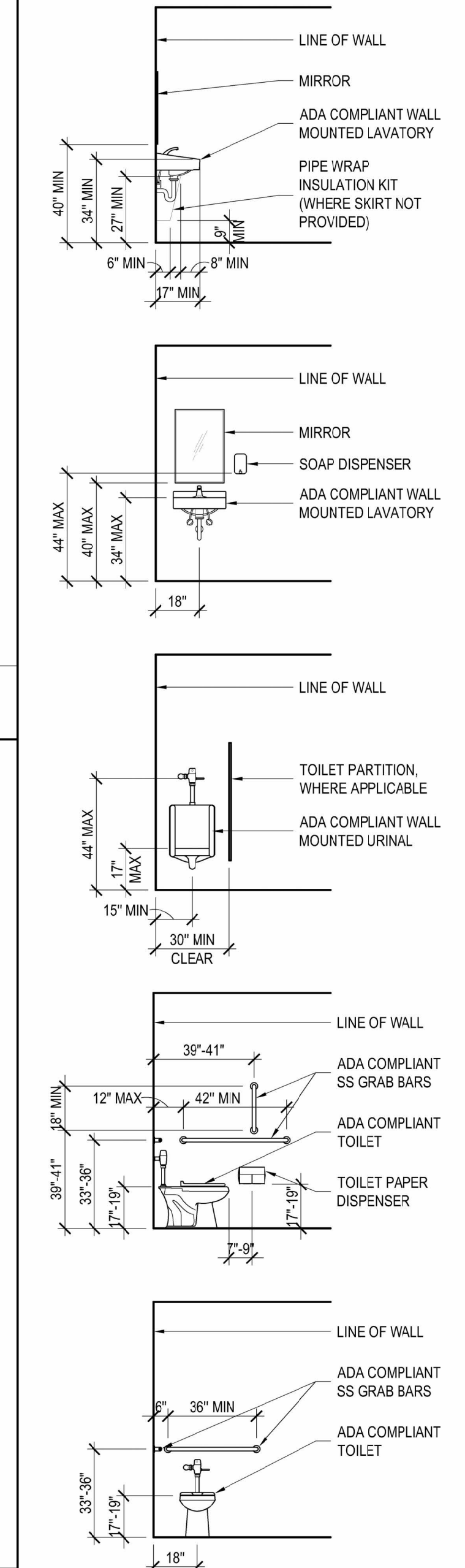
Project #: 180305-22

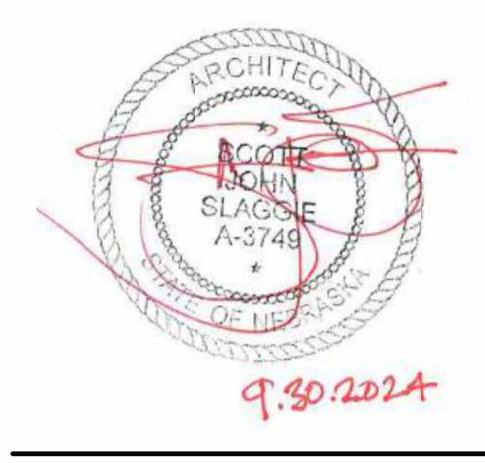
Permit Set
September 30, 2024

ENLARGED RESTROOM
PLANS & DETAILS

A-501

TYPICAL ADA MOUNTING HEIGHTS





Scissors & Scotch

Evans Place
 17205 Evans St
 Omaha, NE 68116

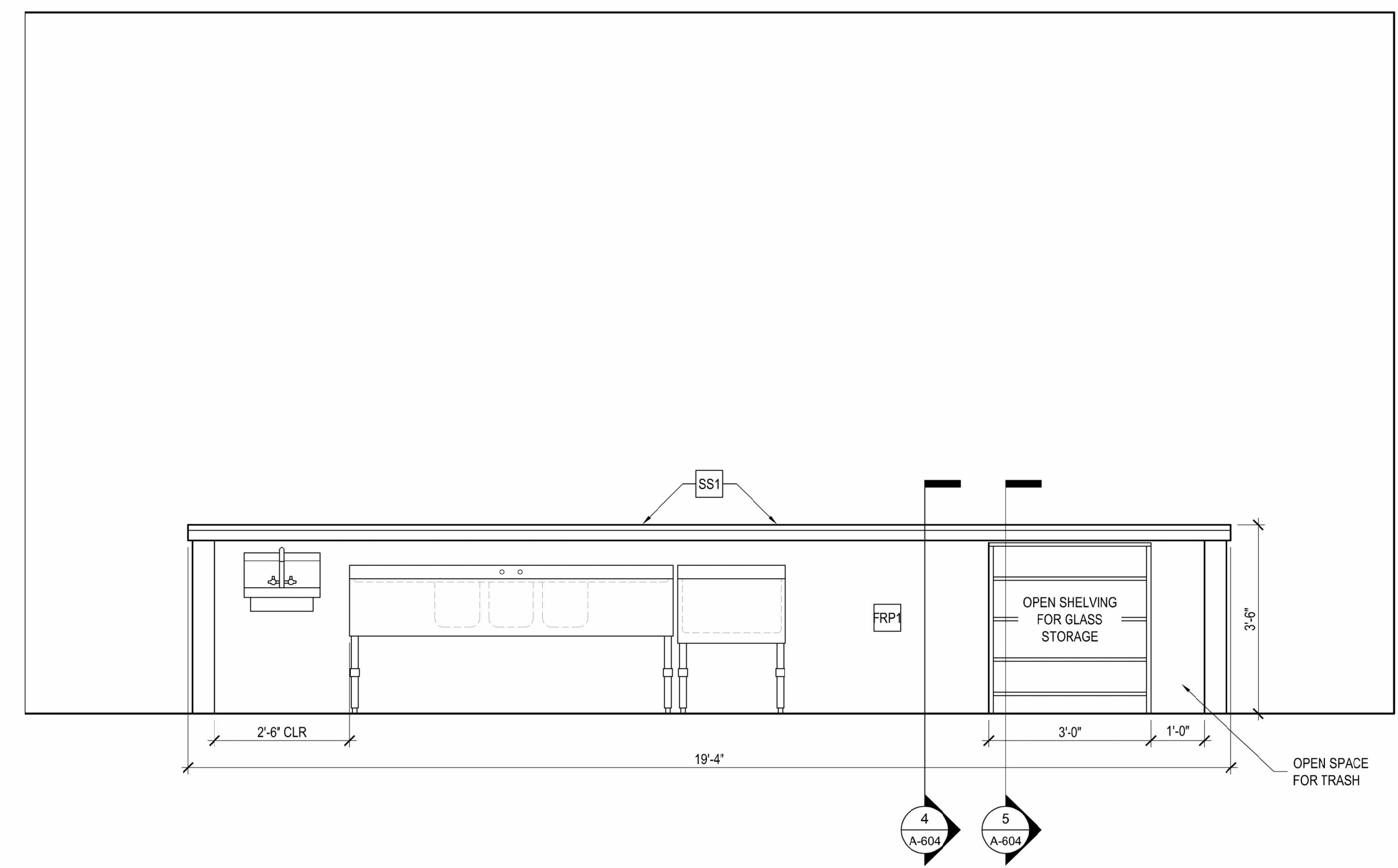
Revisions:

Project #: 180305-22

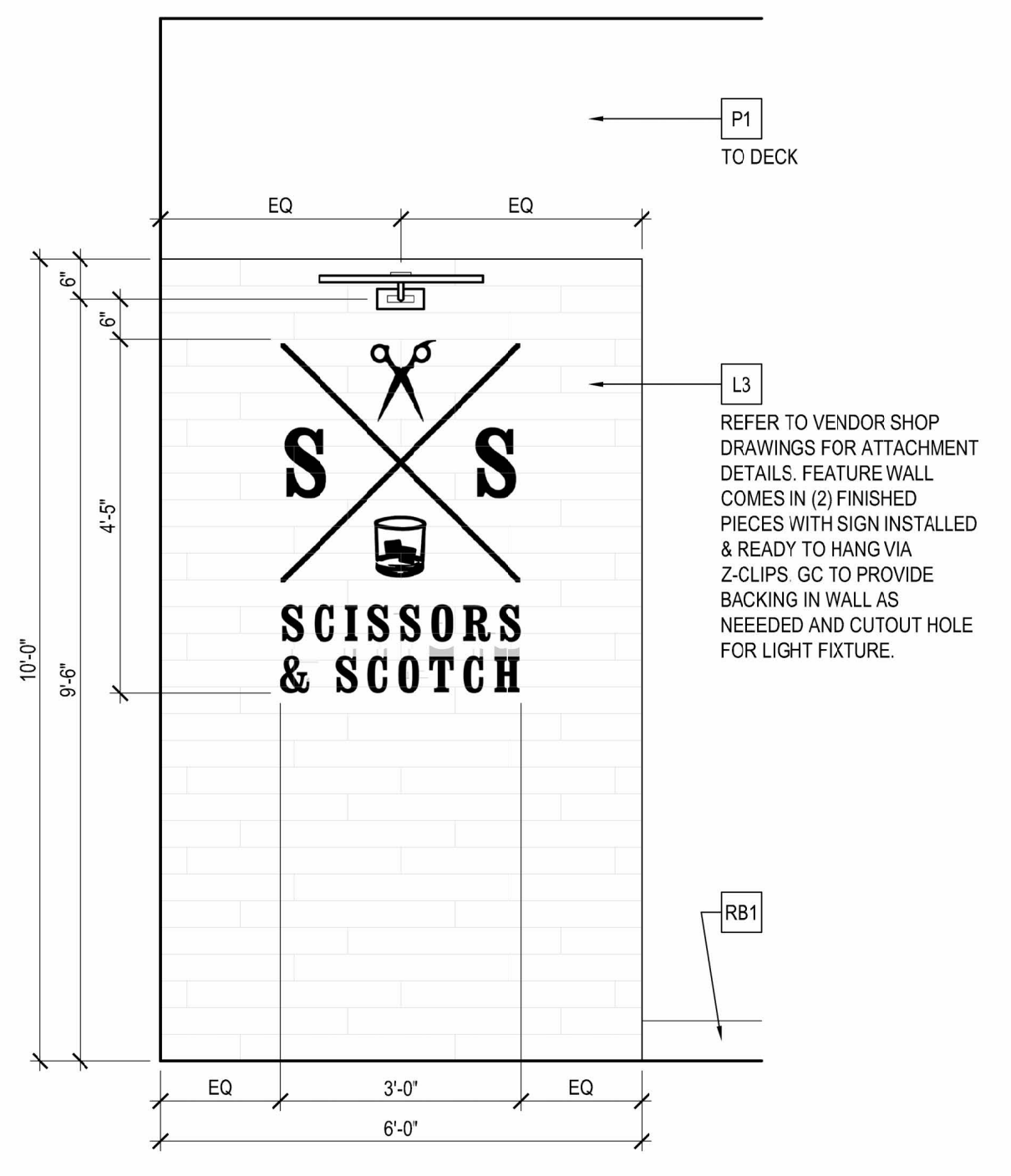
Permit Set
 September 30, 2024

INTERIOR ELEVATIONS

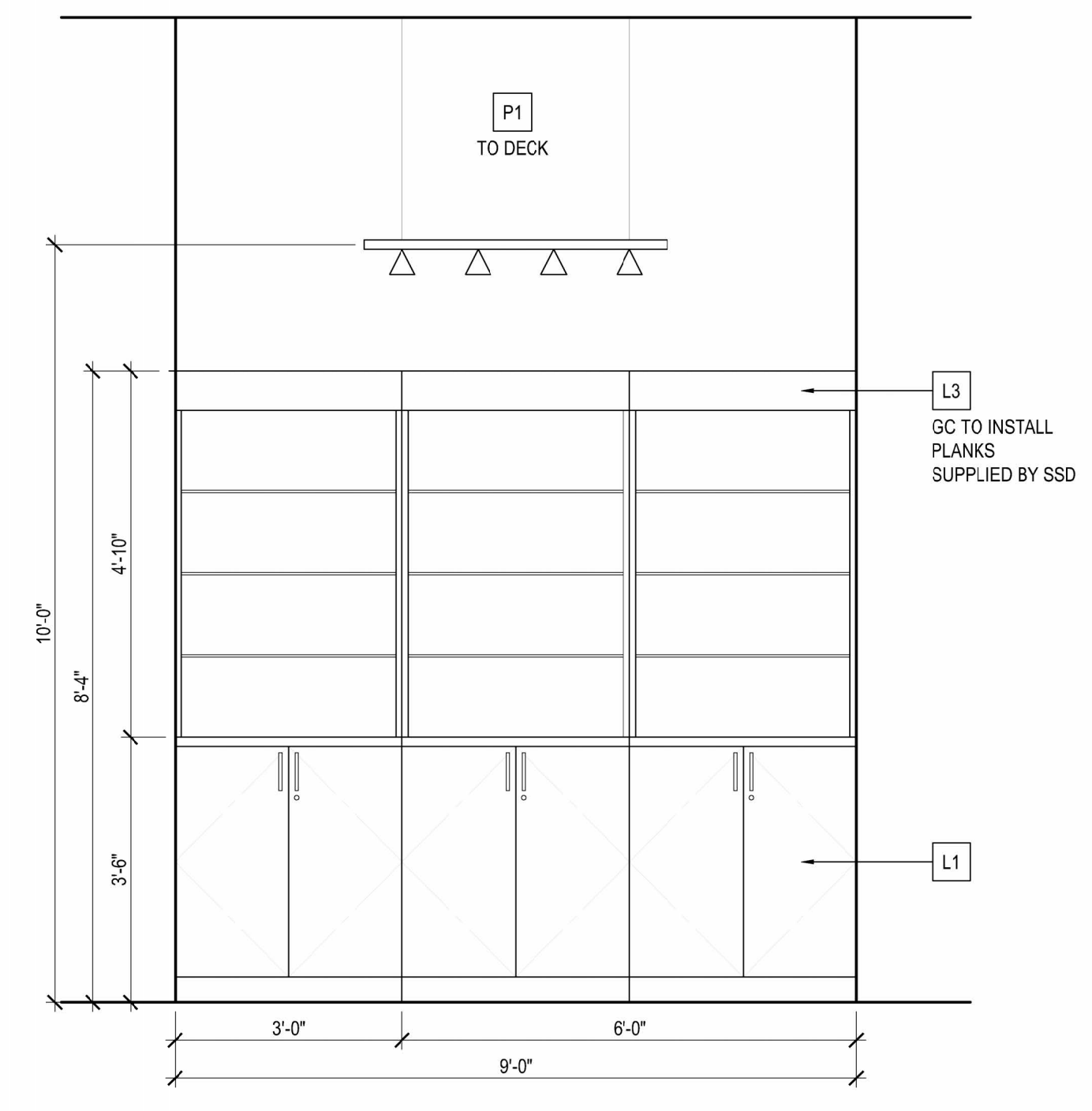
A-601



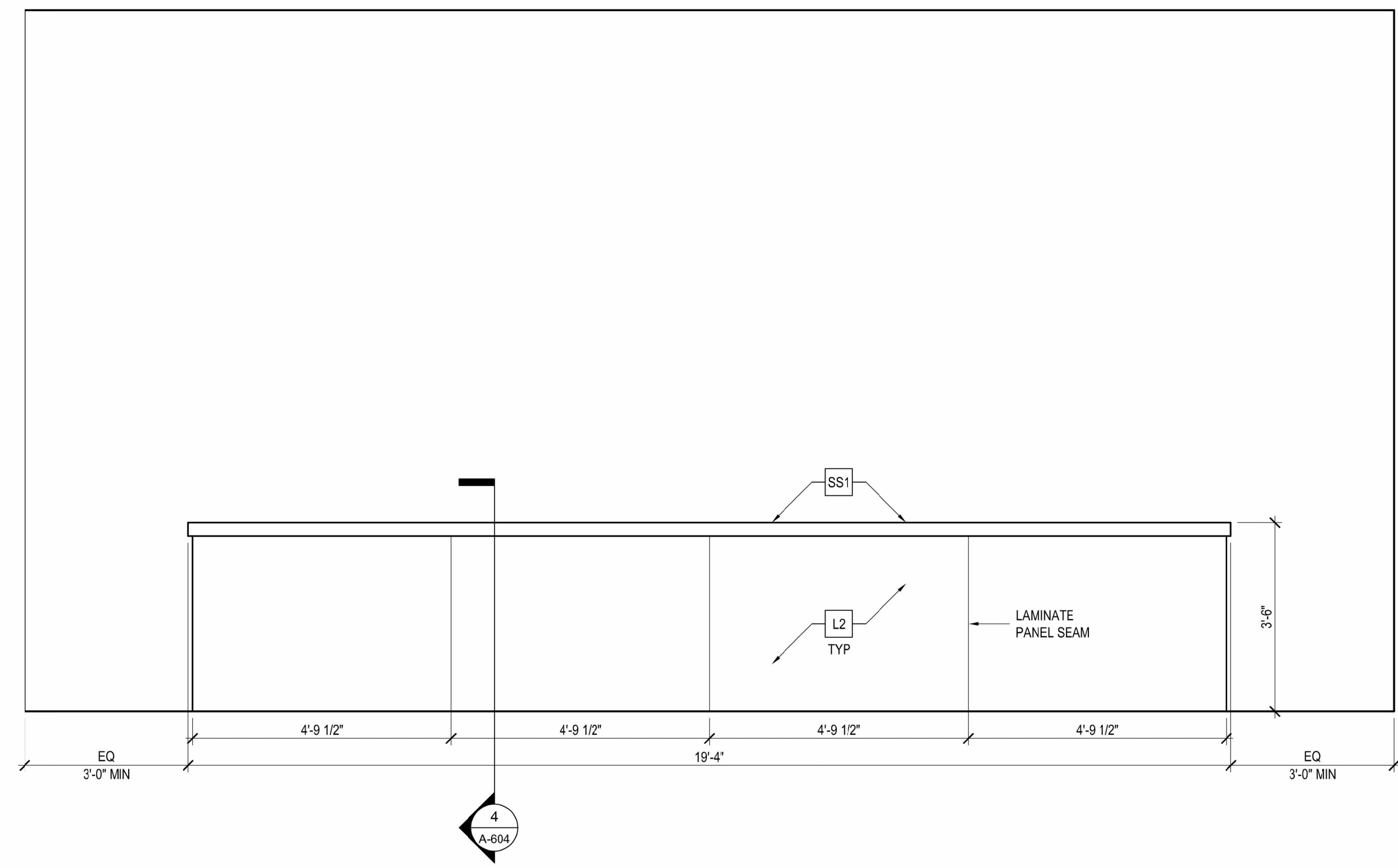
Elevation - Front Bar (Service Side) 3
 1/2" = 1'-0"



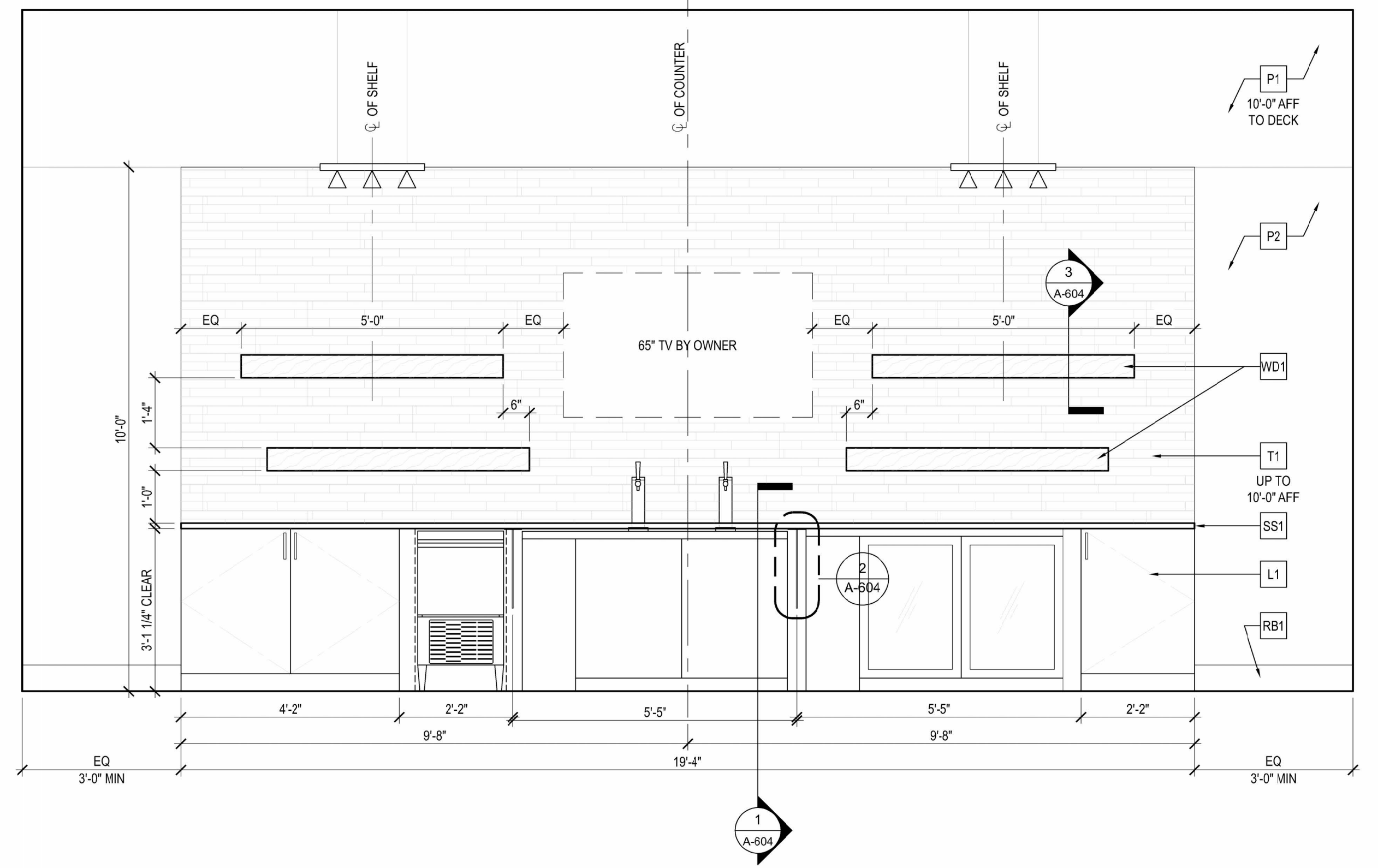
Elevation - Feature Wall 4
 1/2" = 1'-0"



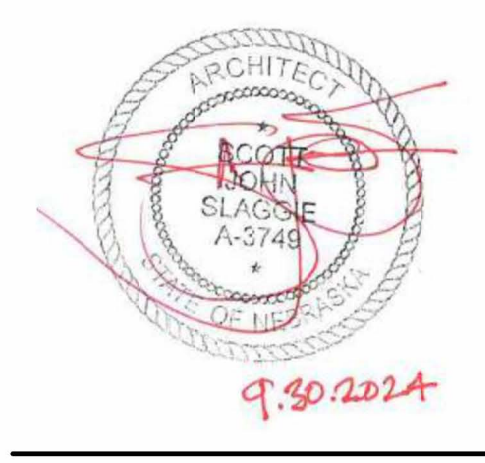
Elevation - Retail Display 5
 1/2" = 1'-0"



Elevation - Front Bar (Customer Side) 1
 1/2" = 1'-0"



Elevation - Back Bar 2
 1/2" = 1'-0"



Scissors & Scotch

Evans Place
 17205 Evans St
 Omaha, NE 68116

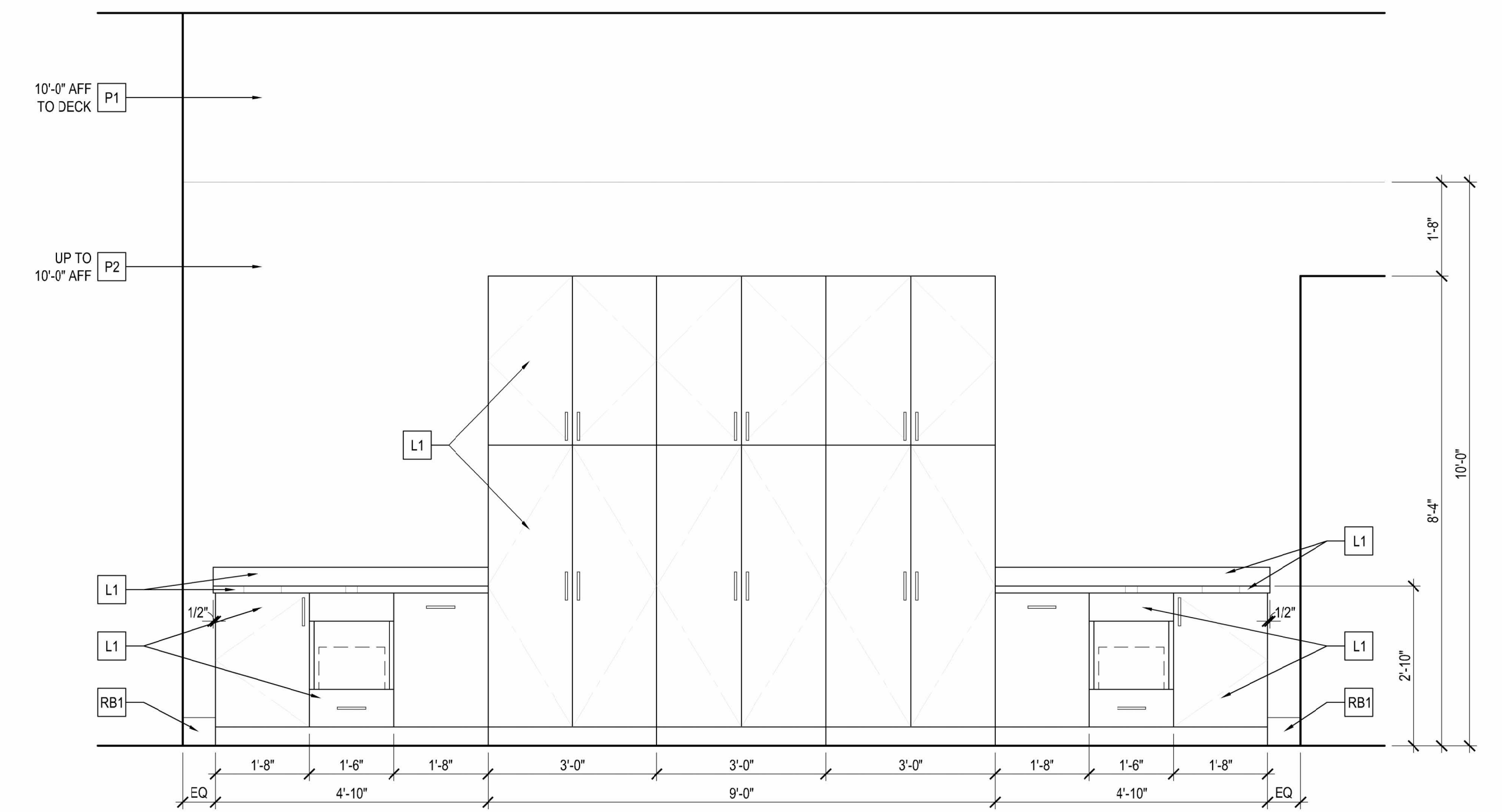
Revisions:

Project #: 180305-22

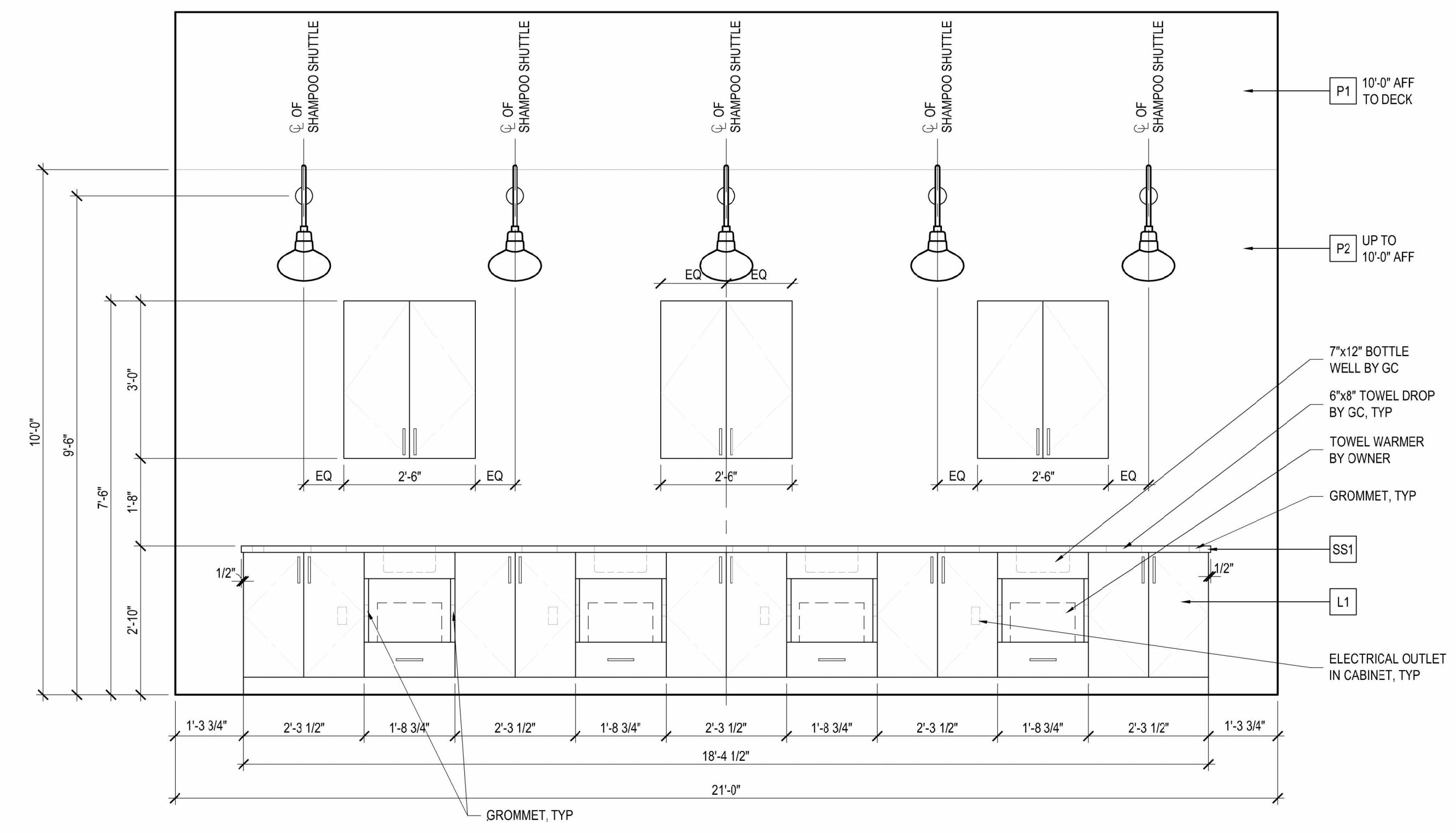
Permit Set
 September 30, 2024

INTERIOR ELEVATIONS

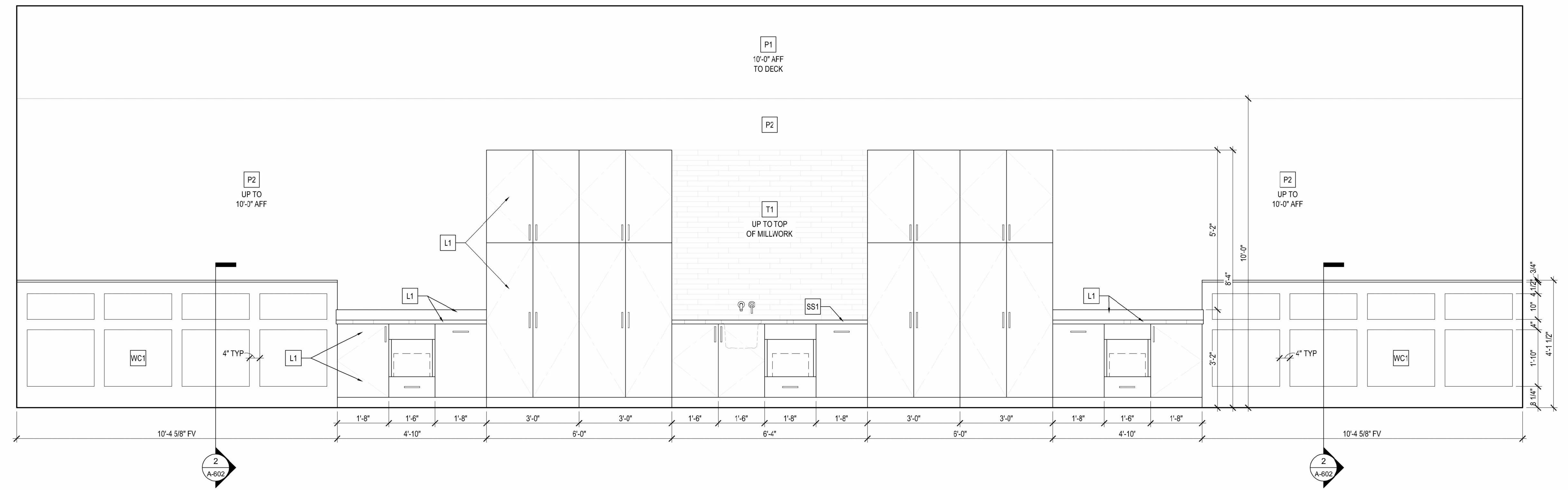
A-602



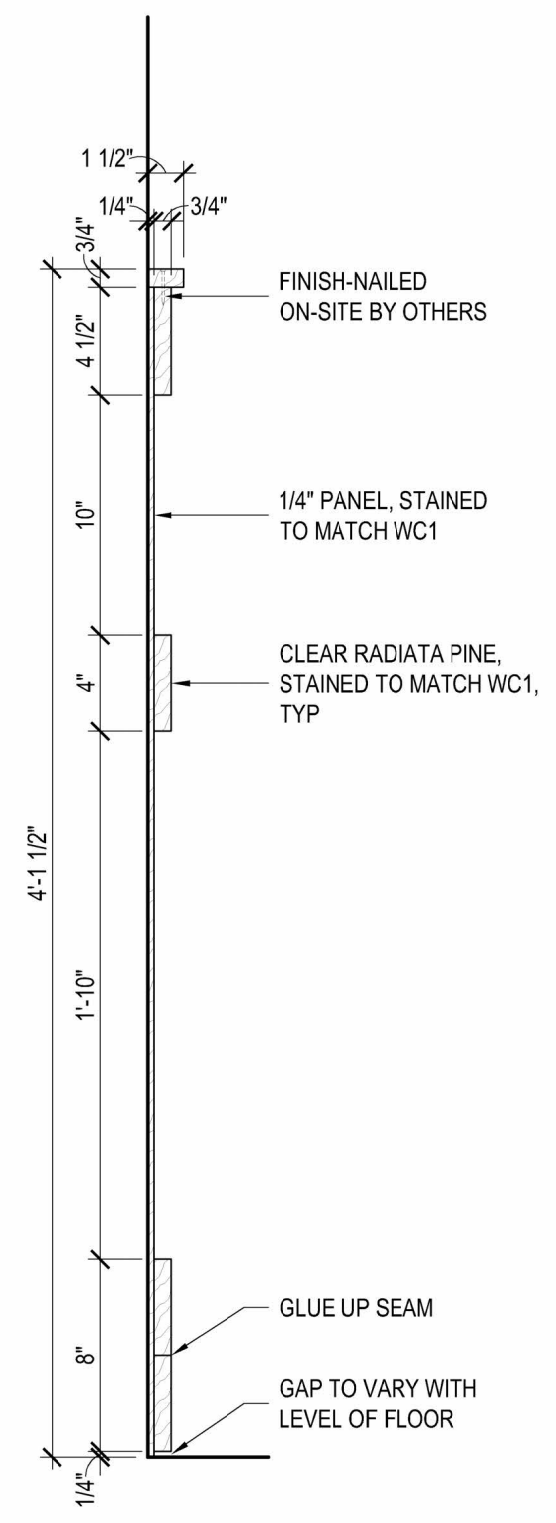
Elevation - Tall Storage & Prep Area Cabinets 3
 1/2" = 1'-0"



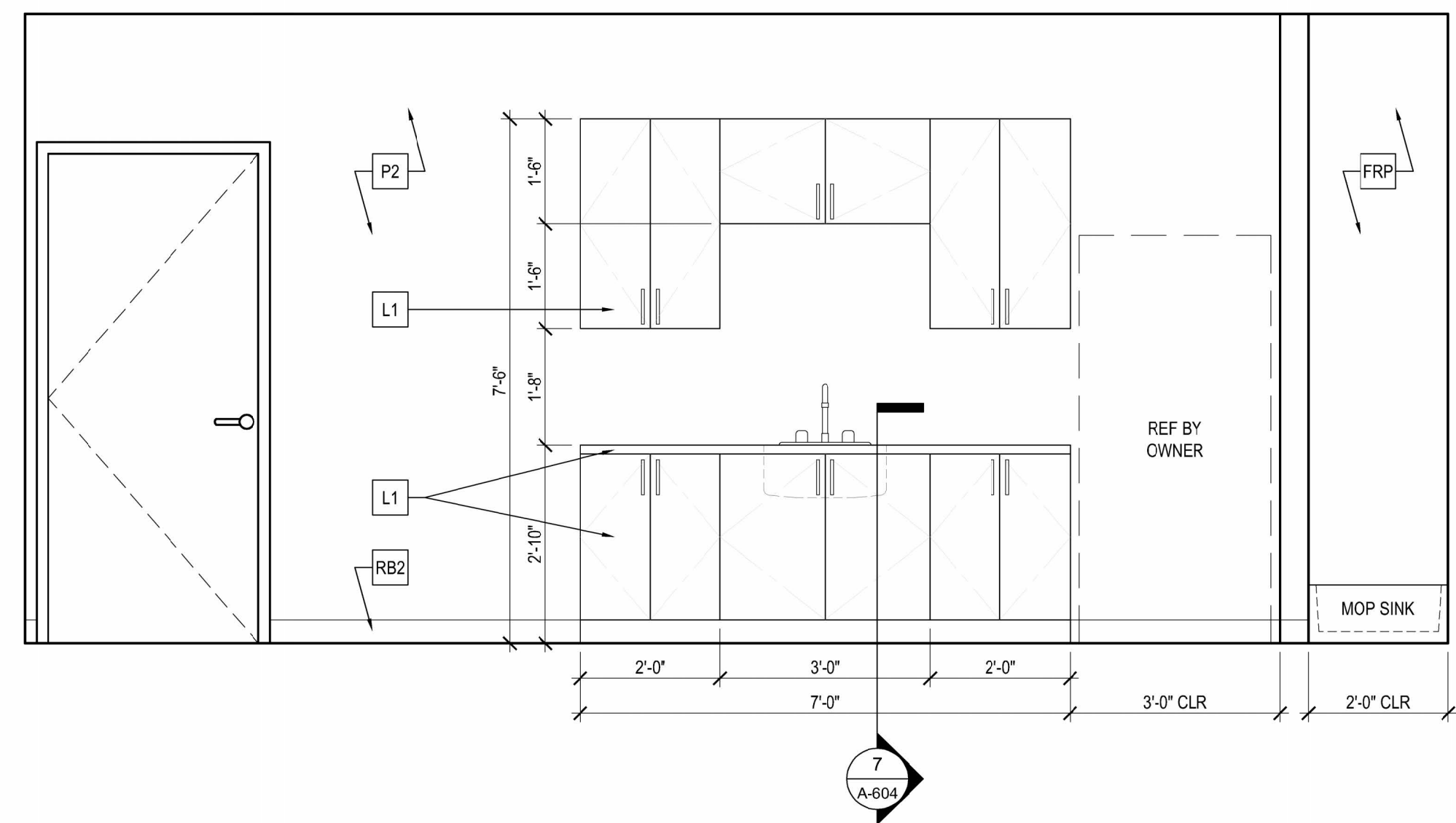
Elevation - Shampoo Cabinets 4
 1/2" = 1'-0"



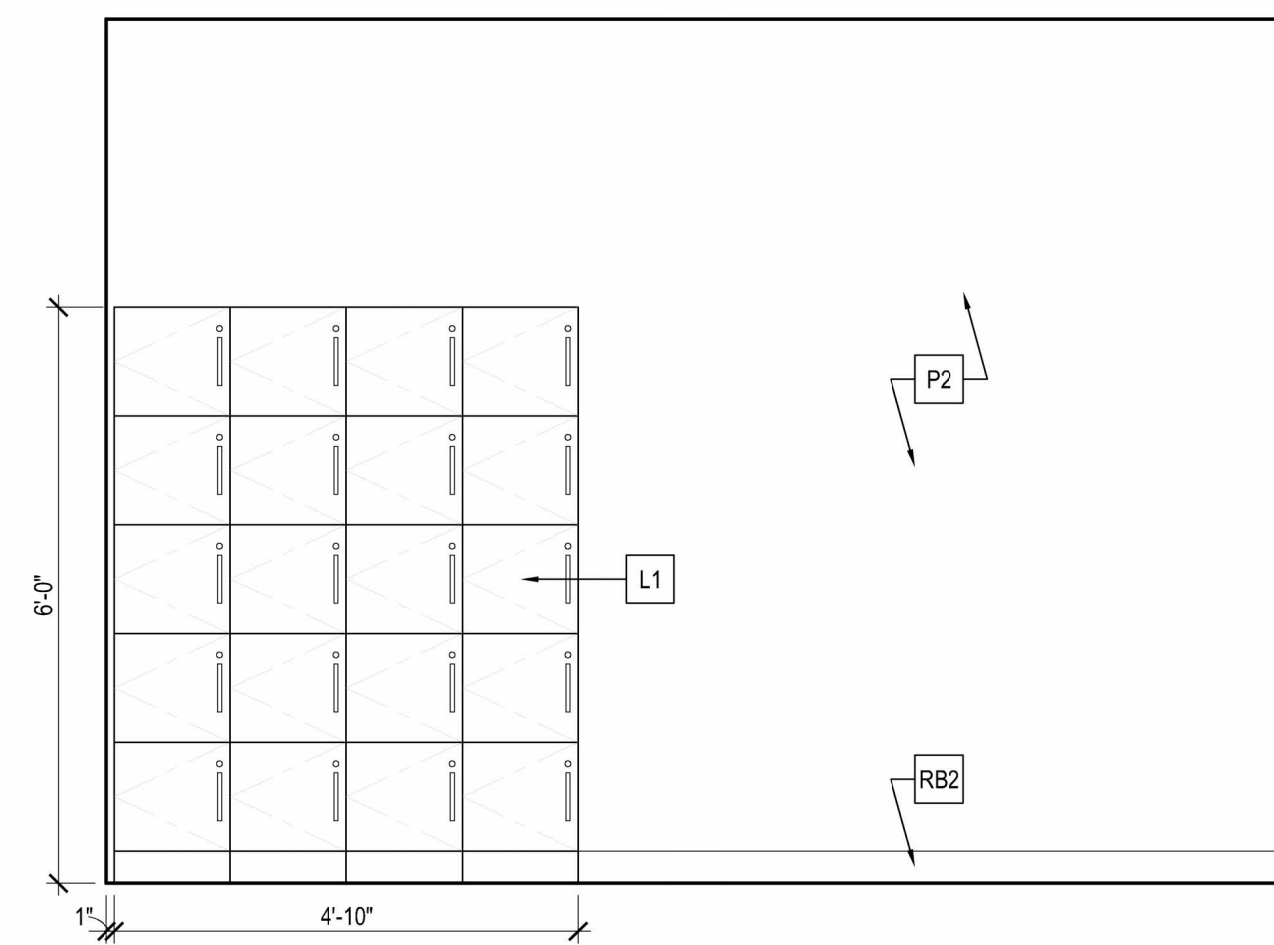
Elevation - Wainscoting, Tall Storage & Prep Area Cabinets 1
 1/2" = 1'-0"



Wainscoting Detail 2
 1-1/2" = 1'-0"



Elevation - Breakroom | 2
 1/2" = 1'-0"



Elevation - Lockers | 1
 1/2" = 1'-0"

Scissors & Scotch

Evans Place
 17205 Evans St
 Omaha, NE 68116

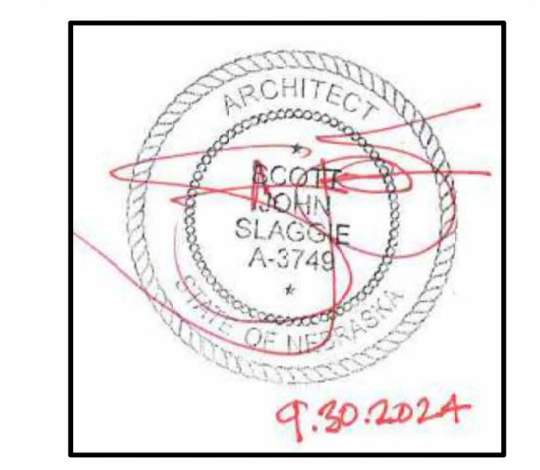
Revisions:

Project #: 180305-22

Permit Set
 September 30, 2024

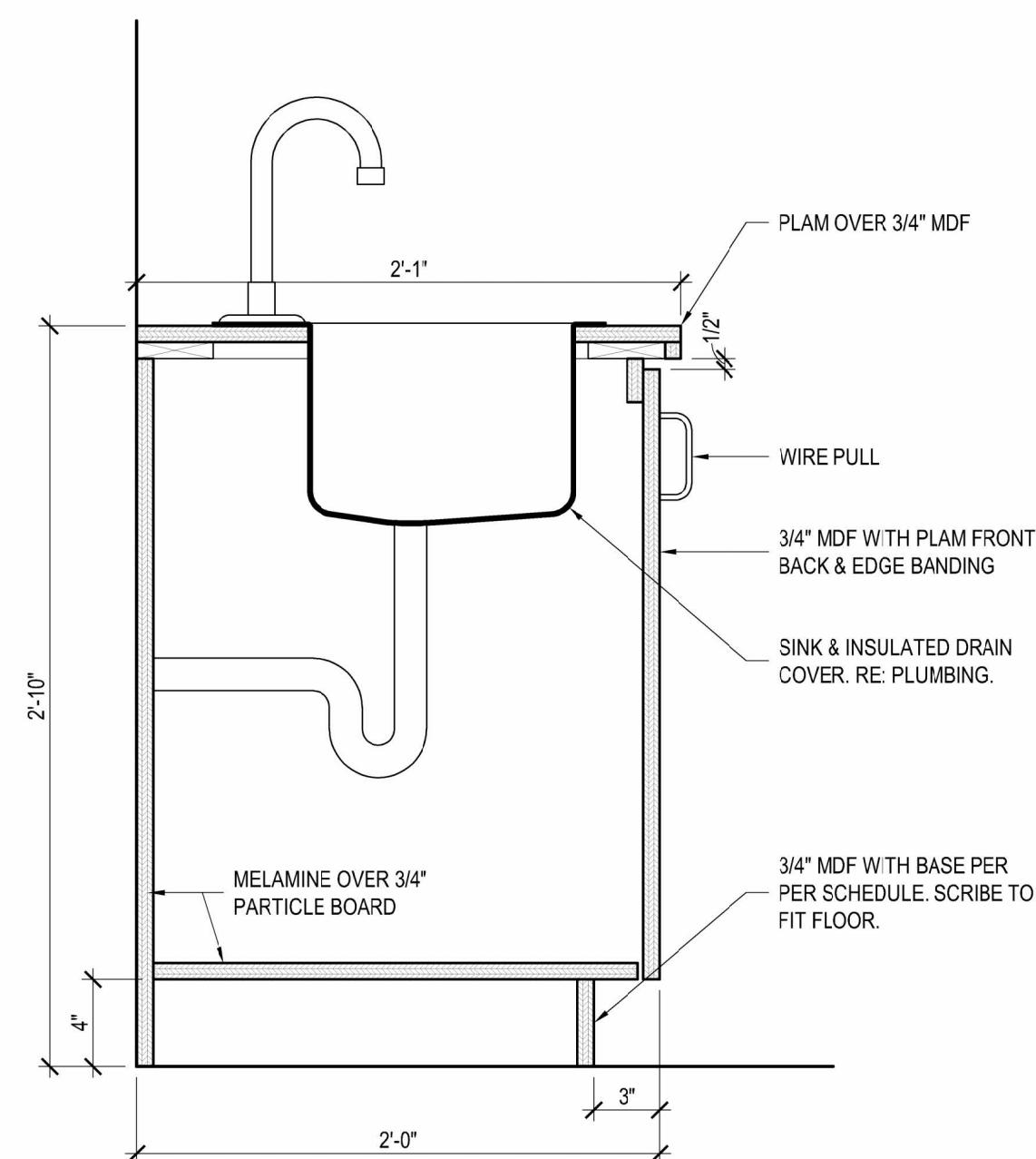
INTERIOR ELEVATIONS

A-603

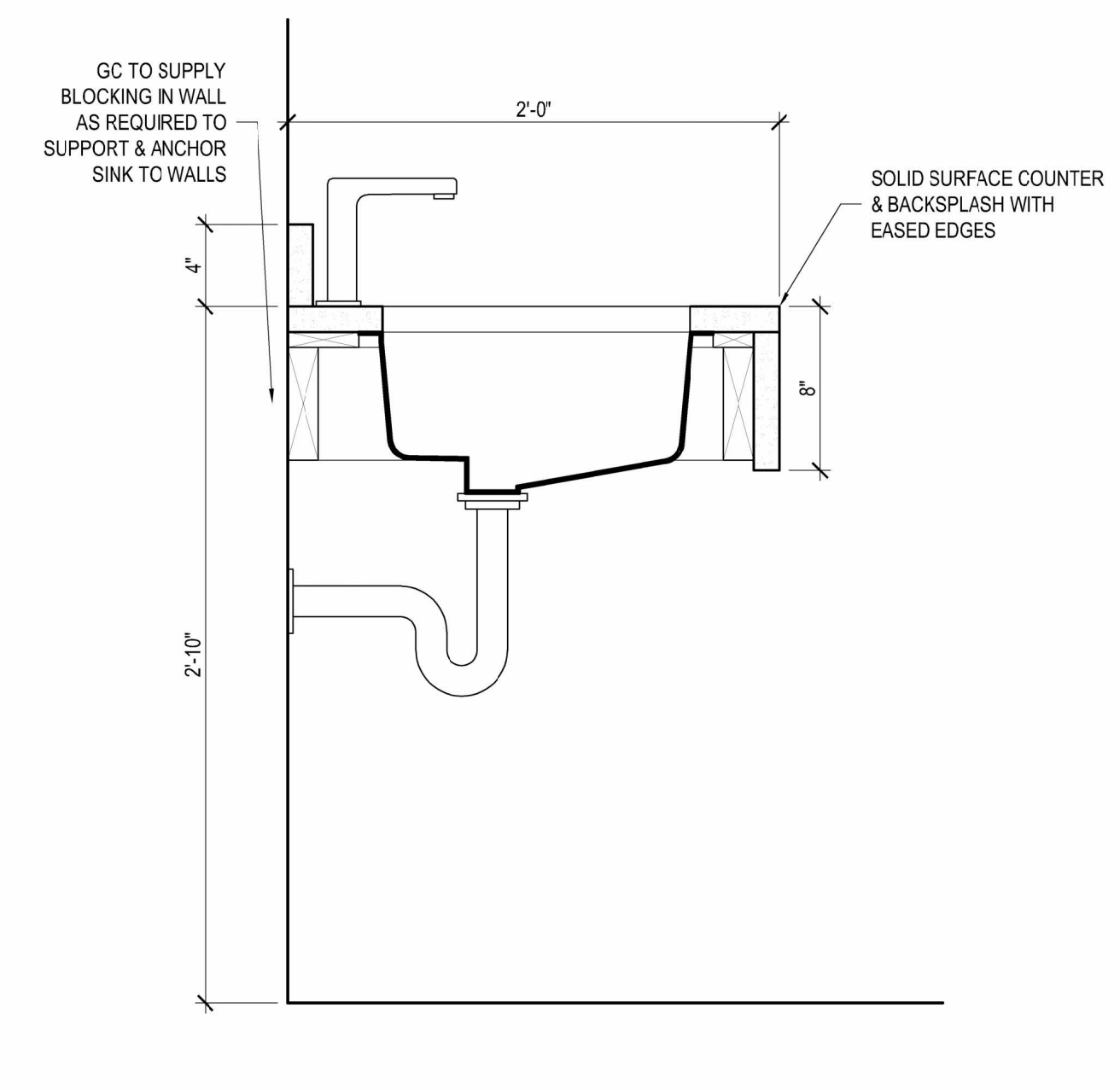


Scissors & Scotch

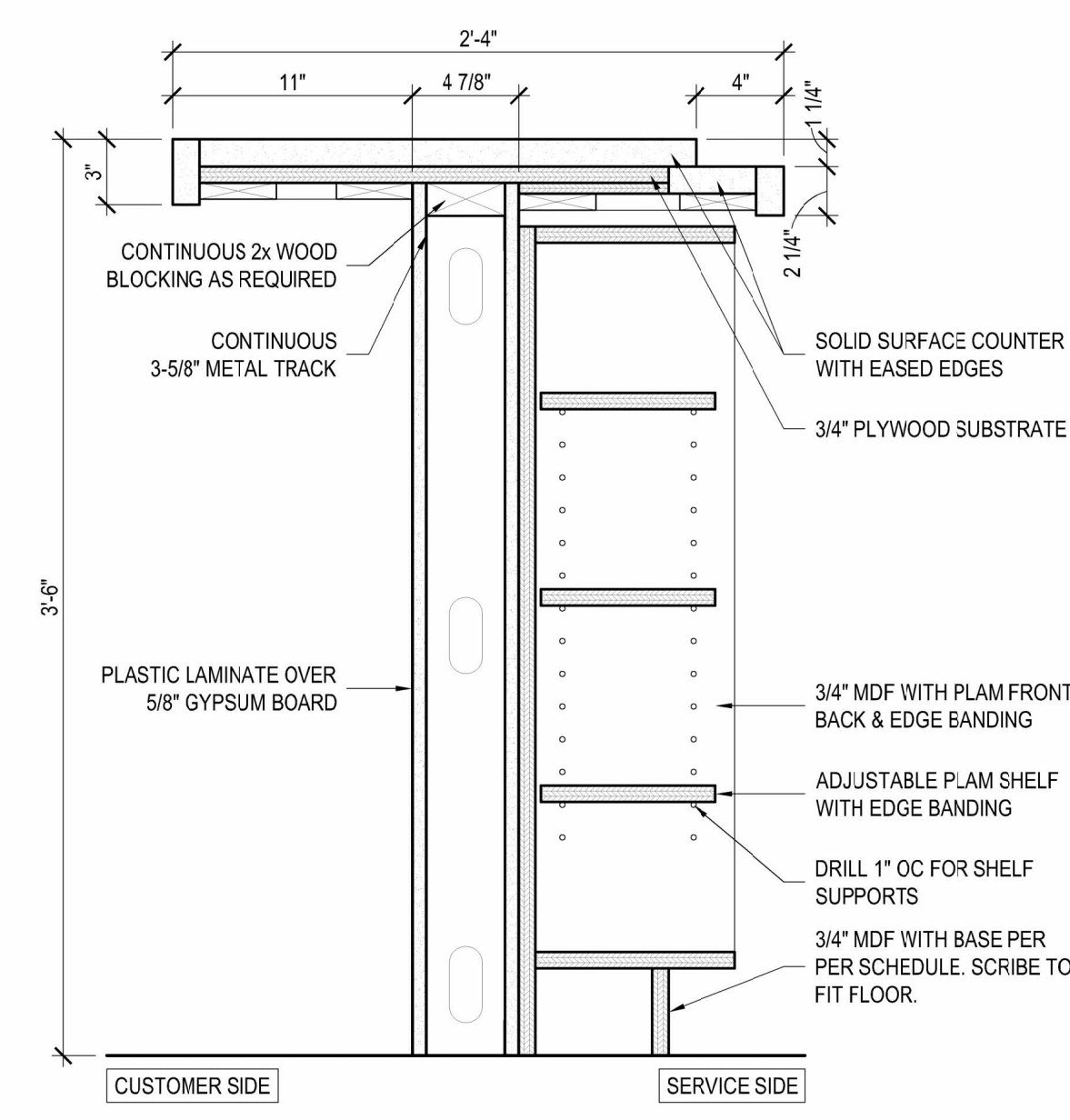
Evans Place
17205 Evans St
Omaha, NE 68116



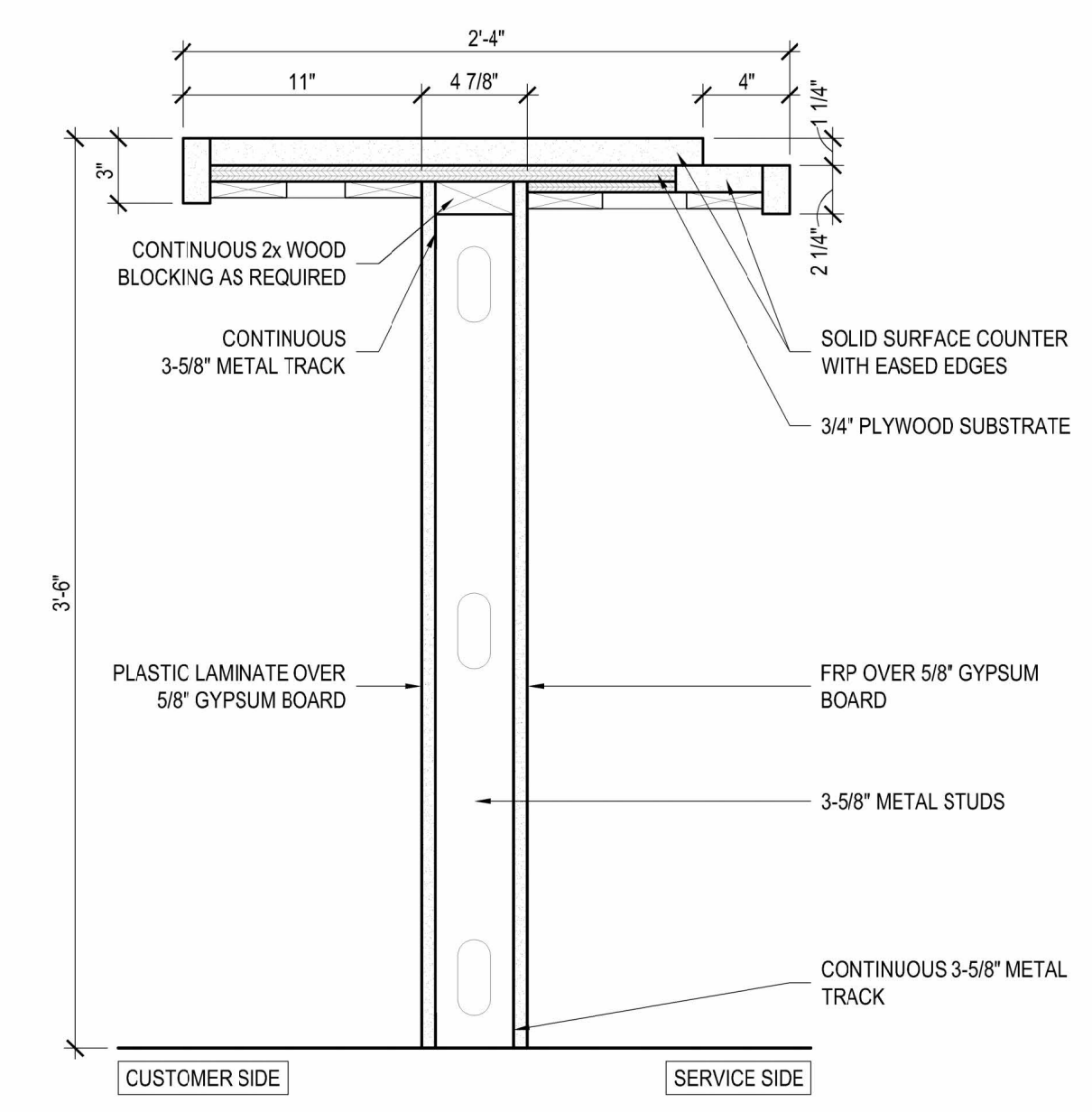
Breakroom - Sink
1-1/2" = 1'-0" 7



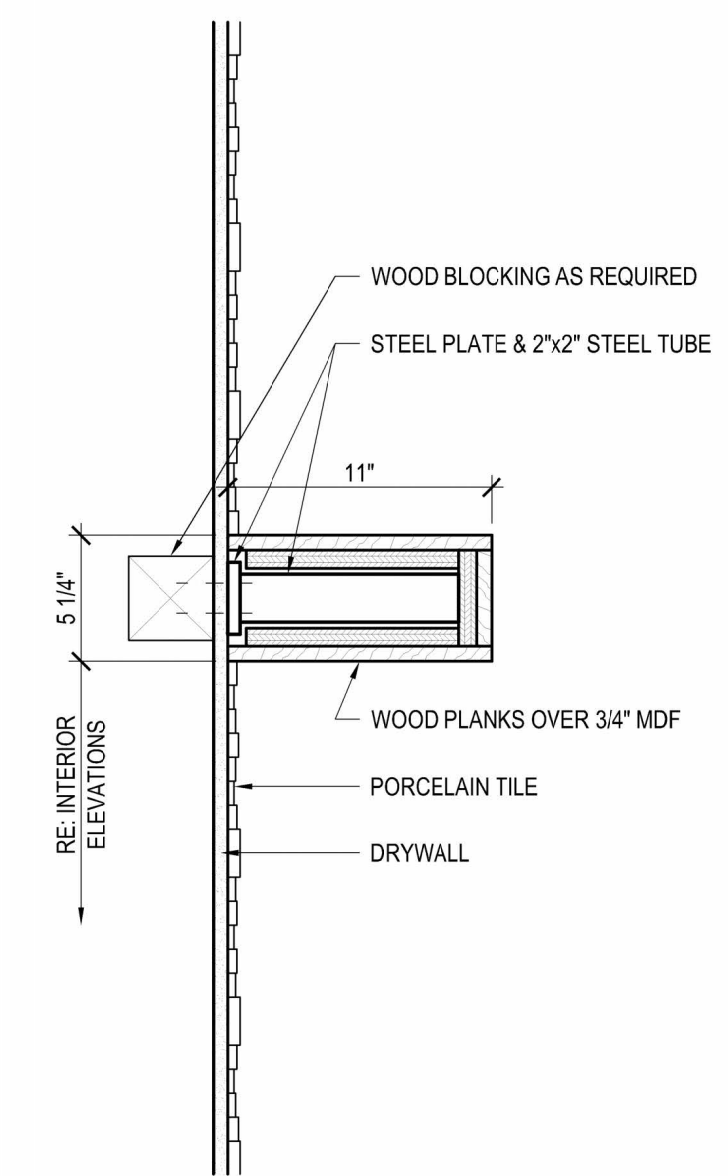
Restroom - Sink
1-1/2" = 1'-0" 6



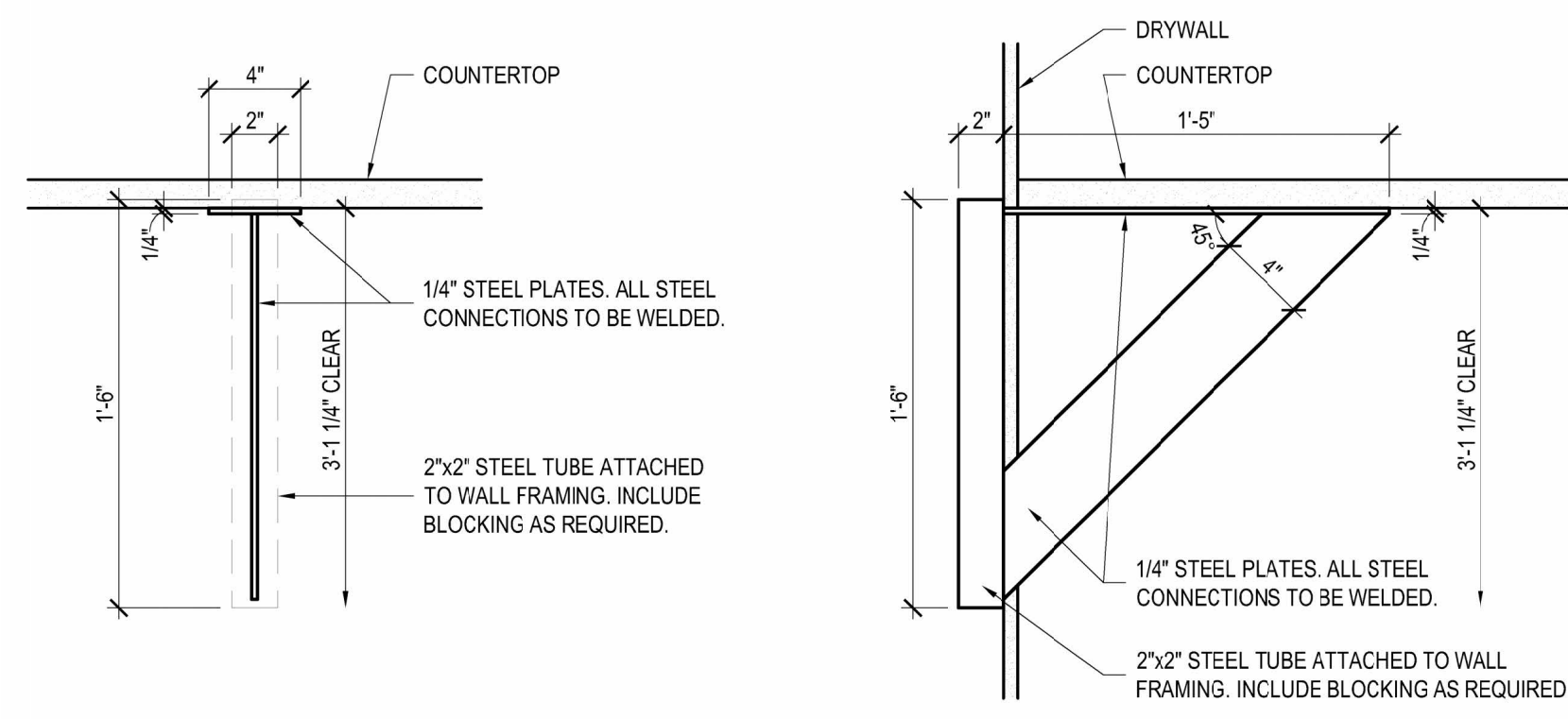
Front Bar - Open Shelving
1-1/2" = 1'-0" 5



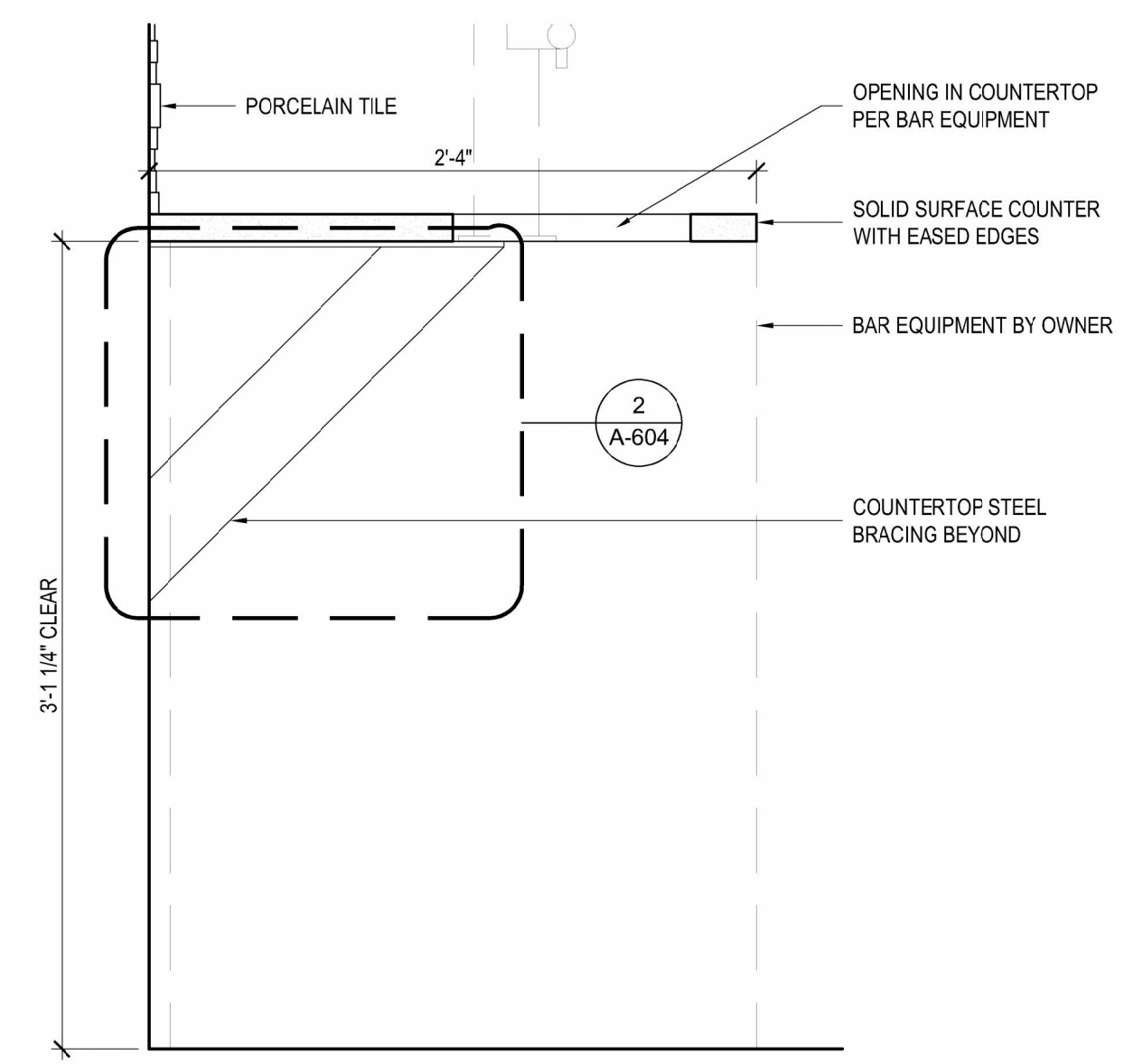
Front Bar - Upper Counter
1-1/2" = 1'-0" 4



Back Bar - Shelf
1-1/2" = 1'-0" 3



Back Bar Countertop Bracing Detail
1-1/2" = 1'-0" 2



Back Bar - Open Base
1-1/2" = 1'-0" 1

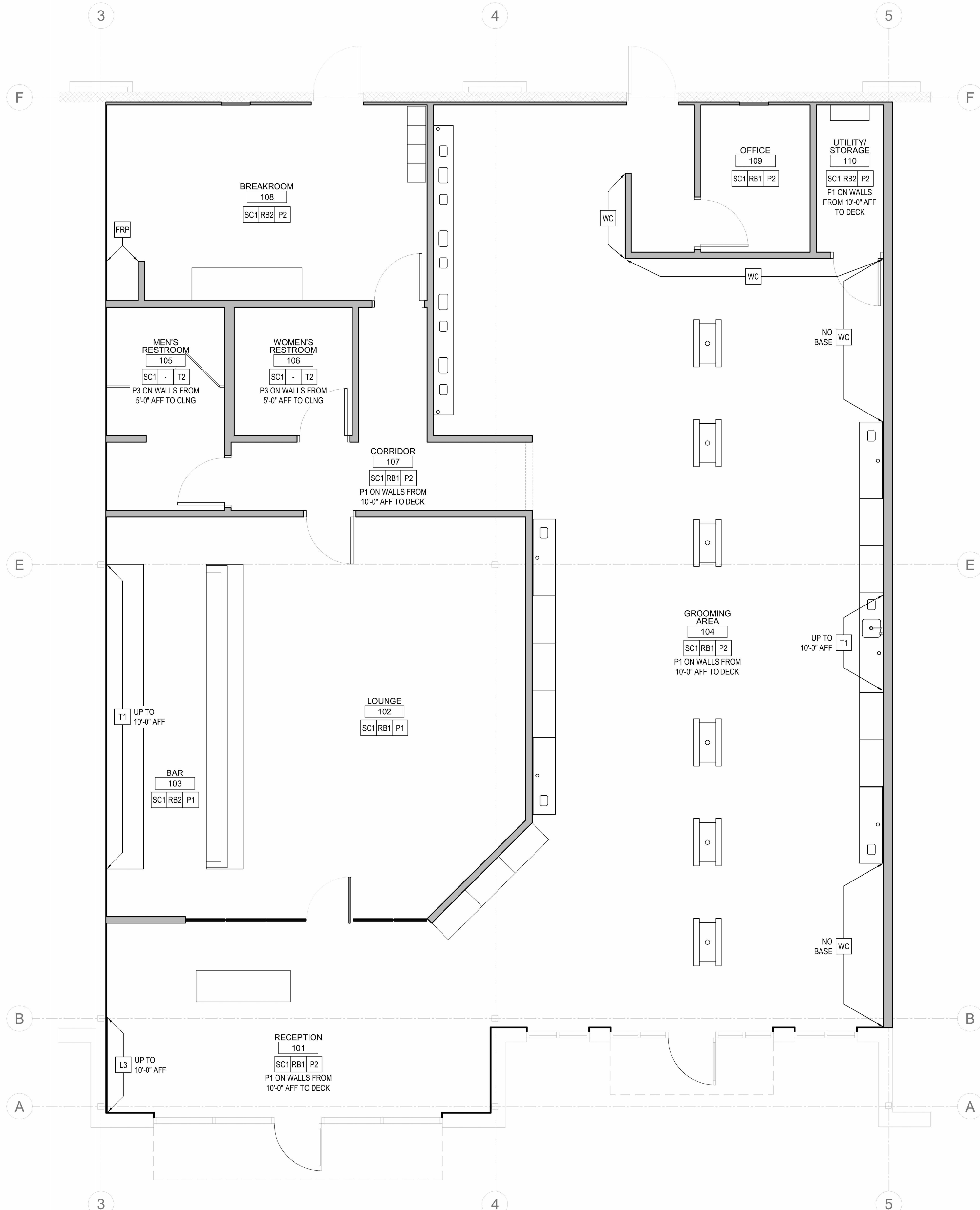
Revisions:	

Project #: 180305-22

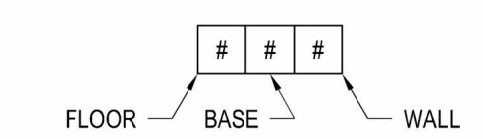
Permit Set
September 30, 2024

FINISH LEGEND

CODE	DESCRIPTION	MANUFACTURER	MODEL/PRODUCT	SIZE	REMARKS
ACT	ACOUSTIC CEILING TILE	ARMSTRONG	DUNE SQUARE LAY-IN 1772	24"x24"	15/16" GRID.
FRP	FIBER REINFORCED PANELS	-	WHITE AT MOP SINK; BLACK AT BAR	-	BELOW BACK BAR COUNTER, BELOW FRONT BAR COUNTER ON SERVICE SIDE.
L1	LAMINATE	STEVENSWOOD	BLACK 174; ARTIKA FINISH	-	CABINETS & COUNTERTOPS WHERE INDICATED. PROVIDED WITH MILLWORK BY SSD.
L2	LAMINATE	PIONITE	SLATE SG228; SUEDE FINISH	-	FRONT BAR PANELS WHERE INDICATED. PROVIDED WITH MILLWORK BY SSD.
L3	LAMINATE - PLASTIC	FORMICA	8849-58 NATURAL TEAK	-	FEATURE WALL, RETAIL TOP TRIM, CLOUD CEILINGS, BARBER STATION MIRROR FRAMING - PROVIDED BY SSD- GC INSTALL.
P1	PAINT	SHERWIN-WILLIAMS	SW 7020 BLACK FOX	-	BAR, LOUNGE WALLS & ALL WALLS ABOVE 10'-0" (EGGSHELL FINISH). OPEN & GWB CEILINGS (FLAT FINISH).
P2	PAINT	SHERWIN-WILLIAMS	SW 7546 PRAIRIE GRASS	-	GROOMING WALLS ABOVE WC1 UP TO 10'-0" (EGGSHELL FINISH).
P3	PAINT	SHERWIN-WILLIAMS	SW 7069 IRON ORE	-	RESTROOM WALLS & CEILINGS ABOVE 5'-0" (FLAT FINISH).
RB1	BASE TRIM	TARKETT MILLWORK	MANDALAY MW-XX-H6; BLACK	3/8" x 6"	LOUNGE & GROOMING WHERE NO WAINSCOTING. USE ON DRYWALL ONLY. EXTENDED LEAD TIME- GC TO ORDER ACCORDINGLY.
RB2	BASE TRIM, VINYL	TARKETT JOHNSONITE	TRADITIONAL DURACOVE WALL BASE, COLOR: BLACK	1/8" x 4"	BAR & BREAKROOM.
SC1	SEALED CONCRETE	SHERWIN-WILLIAMS	RESUTILE TRANSPARENT POLYURETHANE SEMI-GLOSS ENAMEL.	-	GRIND & SEAL CONCRETE. GC TO REPAIR & PATCH ANY DAMAGE TO EXISTING CONCRETE TO OBTAIN A SMOOTH, FLAT SURFACE. GC TO CAULK ANY EXPANSION JOINTS TO PREVENT BUILD UP OF CUT HAIR/DIRT.
SS1	GRANITE COUNTERTOP	-	INDIA BLACK PEARL OR ABSOLUTE BLACK	1-1/4"	BRUSHED OR LEATHERED FINISH. 1/8" EASED EDGES WITH POLISHED CORNERS.
T1	PORCELAIN TILE	ROUNDINE	QUARZ 3D; WHITE	6" x 24"	BACK BAR ACCENT WALL. HORIZONTALLY STACKED. OFFSET PATTERN. NO VISIBLE GROUT LINES. SILVER SCHLUTER PROFILE ON VERTICAL ENDS ONLY. GROUT IN SIMILAR COLOR TO FILL SPACES DRY STACK LINES.
T2	PORCELAIN TILE	IMOLA	KOSHI 36N	12" x 24"	RESTROOM WALLS UP TO 5'-0". VERTICALLY STACKED, OFFSET PATTERN. BLACK SCHLUTER PROFILE ON HORIZONTAL EDGE. USE BLACK GROUT.
WC1	WAINSCOT	ML CAMPBELL	WS2B10 TOBACCO; CLEAR ALDER	-	*CRITICAL* - SAND TO 150 GRIT. USE CONDITIONER & SATIN CLEAR COAT. SSD TO APPROVE FINISH SAMPLE.
WD1	WOOD PLANK	-	JASPER NATIONAL HICKORY APPALOOSA	-	HORIZONTALLY STACKED, RANDOM STAGGER.

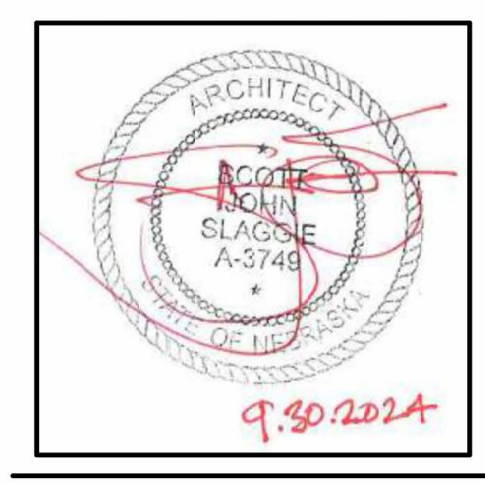


FINISH KEY TAG



SAI
SLAGGIE
ARCHITECTS INC

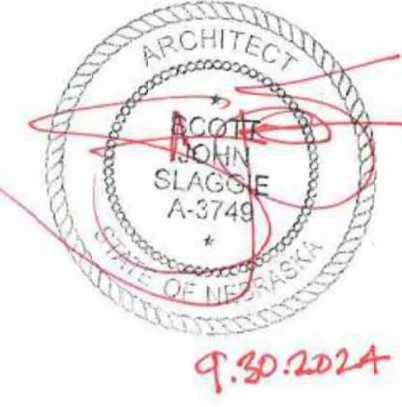
Kansas City, Missouri • Omaha, Nebraska
 slaggie.com • 888-756-1958 • © 2024



Scissors & Scotch
 Evans Place
 17205 Evans St
 Omaha, NE 68116

Revisions:

Project #: 180305-22
 Permit Set
 September 30, 2024



Scissors & Scotch

Evans Place

17205 Evans St
 Omaha, NE 68116

△	Revisions:

Project #: 180305-22

Permit Set

September 30, 2024

FURNITURE & EQUIPMENT
 PLAN

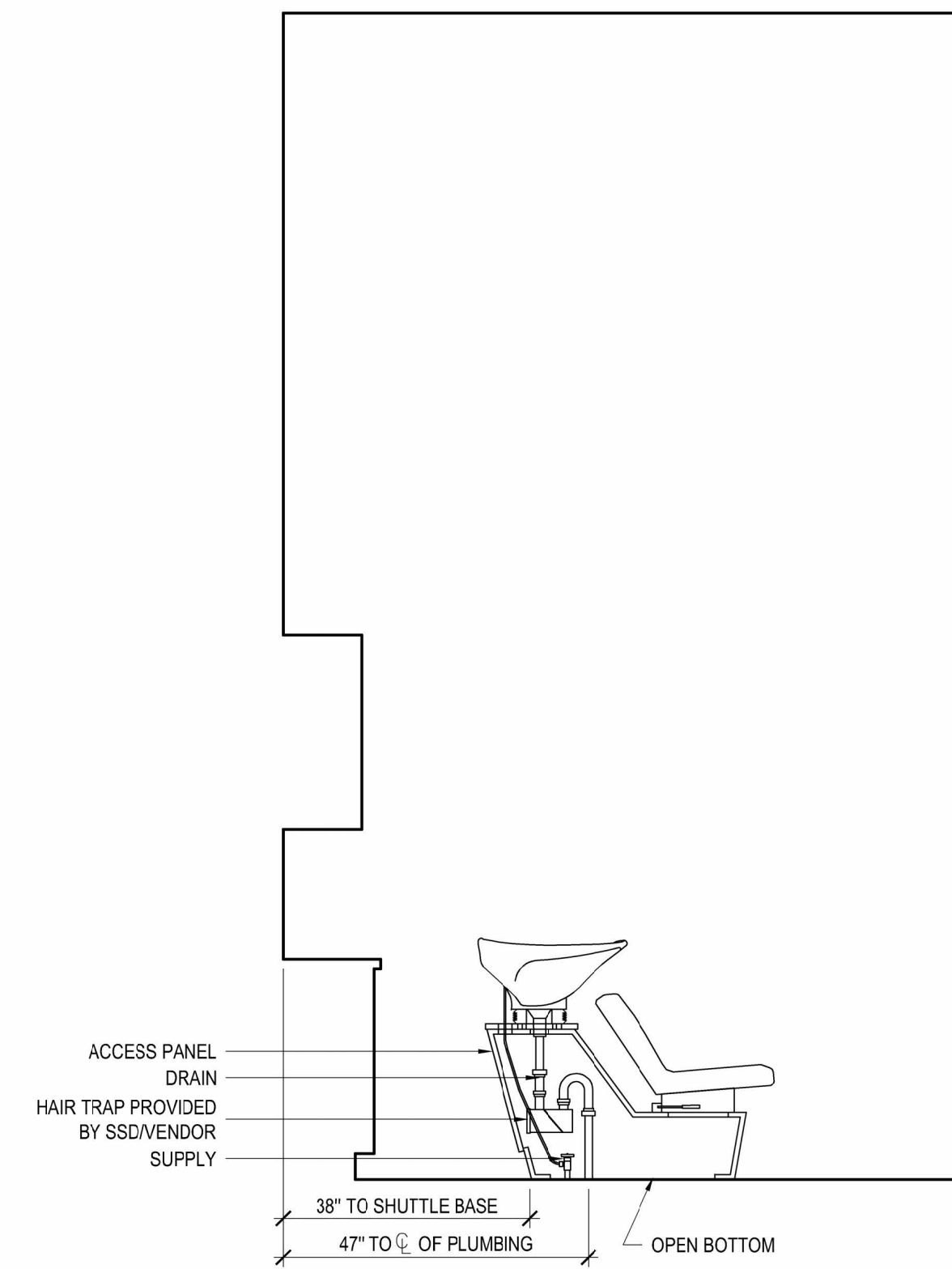
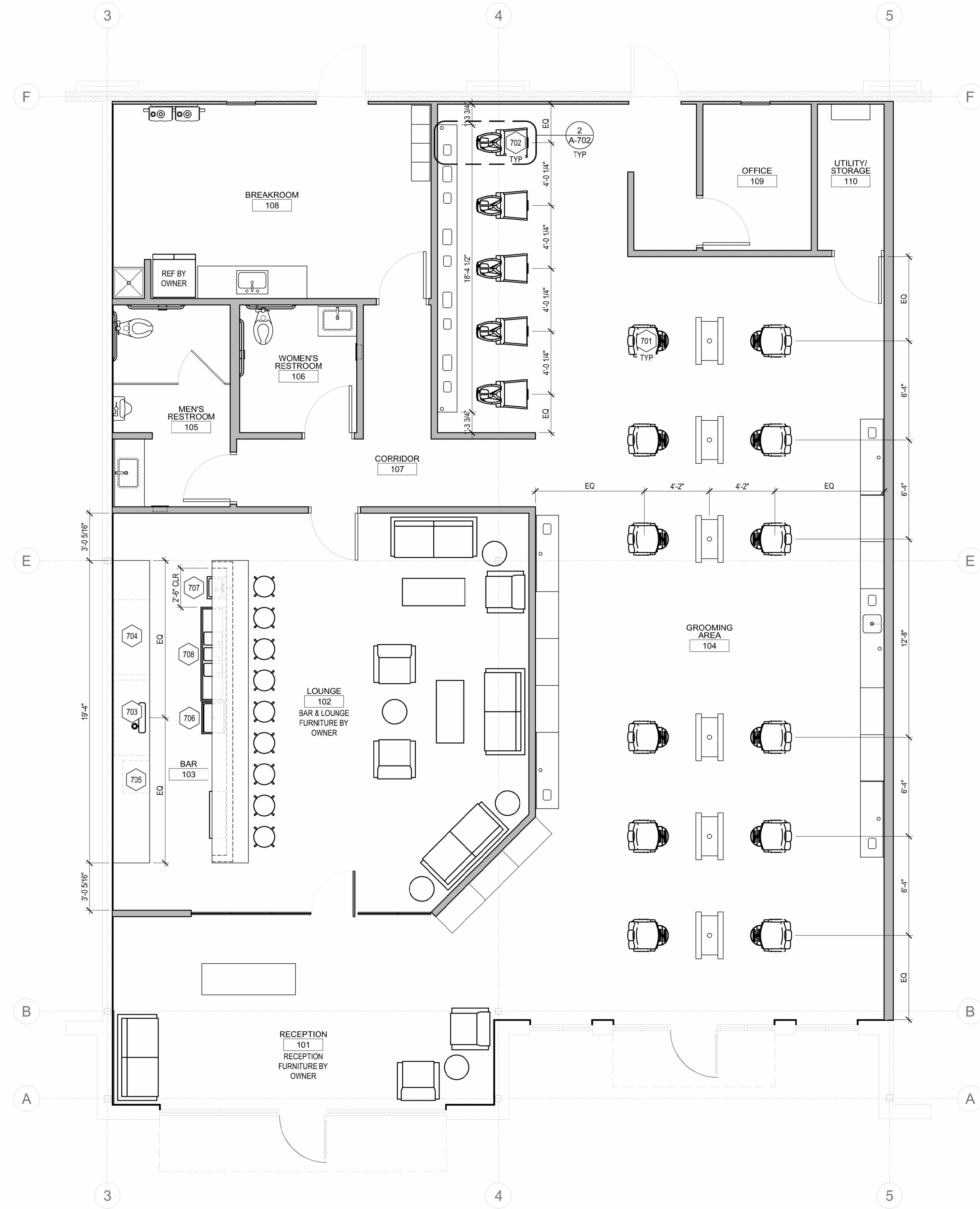
A-702

GENERAL FURNITURE & EQUIPMENT NOTES

1. THIS DRAWING IS PROVIDED FOR REFERENCE ONLY.
2. ALL FURNITURE AND EQUIPMENT PROVIDED BY OWNER.
3. VERIFY FINAL FURNITURE AND EQUIPMENT WITH OWNER'S VENDORS.
4. COORDINATE ALL POWER AND DATA LOCATIONS WITH OWNER'S VENDORS PRIOR TO ROUGH-IN OF ALL WALL AND FLOOR OUTLETS.
5. OWNER'S VENDORS ARE RESPONSIBLE FOR FIELD VERIFYING ALL CRITICAL DIMENSIONS PRIOR TO ORDERING.

FURNITURE & EQUIPMENT KEYNOTES XX

701	BARBER CHAIR PROVIDED BY: SSD
702	SHAMPOO SHUTTLE PROVIDED BY: SSD
703	DIRECT DRAW KEG REFRIGERATOR MANUFACTURER: AVANTCO MODEL: 178LDD606 PROVIDED BY: SSD
704	BACK BAR COOLER MANUFACTURER: AVANTCO MODEL: 178LBB26HC PROVIDED BY: SSD
705	ICE MACHINE MANUFACTURER: KOLD-DRAFT MODEL: KD-70 PROVIDED BY: SSD
706	UNDERBAR ICE BIN W/ LID MANUFACTURER: REGENCY MODEL: 600B1824KIT PROVIDED BY: GC
707	HANDSINK WITH SIDE SPLASH MANUFACTURER: REGENCY MODEL: 600HS17SP PROVIDED BY: GC
708	3-COMP UNDERBAR SINK WITH 18" DRAINBOARDS MANUFACTURER: REGENCY MODEL: 600B31014219 PROVIDED BY: GC



Shampoo Shuttle Detail
 1/2" = 1'-0" 2

Furniture & Equipment Plan
 1/4" = 1'-0" 1

